

For Research Use Only

PPP2R5C Polyclonal ANTIBODY



Catalog Number: 11276-1-AP

Basic Information

Catalog Number:

11276-1-AP

Size:

150UL, Concentration: 133 µg/ml by Bradford method using BSA as the standard;

Source:

Rabbit

Isotype:

IgG

Immunogen Catalog Number:

AG1819

GenBank Accession Number:

BC016183

GeneID (NCBI):

5527

Full Name:

protein phosphatase 2, regulatory subunit B', gamma isoform

Calculated MW:

61 kDa

Purification Method:

Antigen affinity purification

Recommended Dilutions:

IP 0.5-4.0 ug for IP and 1:200-1:1000 for WB

IHC 1:100-1:400

Applications

Tested Applications:

IHC, IP, ELISA

Species Specificity:

human, mouse, rat

Note-IHC: suggested antigen retrieval with TE buffer pH 9.0; (*) Alternatively, antigen retrieval may be performed with citrate buffer pH 6.0

Positive Controls:

IP: mouse brain tissue,

IHC: mouse liver tissue,

Background Information

Storage

Storage:

Store at -20°C. Stable for one year after shipment.

Storage Buffer:

PBS with 0.1% sodium azide and 50% glycerol pH 7.3.

Aliquoting is unnecessary for -20°C storage

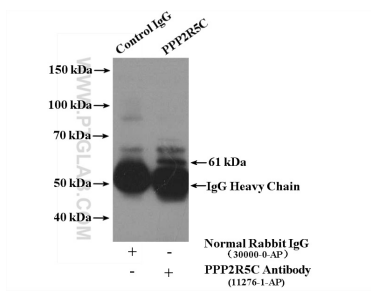
For technical support and original validation data for this product please contact:

T: 1 (888) 4PTGLAB (1-888-478-4522) (toll free in USA), or 1(312) 455-8498 (outside USA)

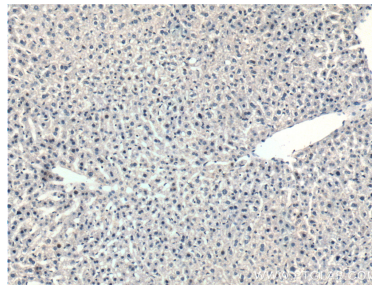
E: proteintech@ptglab.com
W: ptglab.com

This product is exclusively available under Proteintech Group brand and is not available to purchase from any other manufacturer.

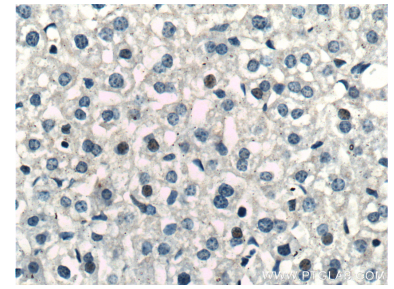
Selected Validation Data



IP Result of anti-PPP2R5C (IP:11276-1-AP, 4ug; Detection:11276-1-AP 1:300) with mouse brain tissue lysate 4400ug.



Immunohistochemical analysis of paraffin-embedded mouse liver tissue slide using 11276-1-AP (PPP2R5C Antibody) at dilution of 1:200 (under 10x lens). Heat mediated antigen retrieval with Tris-EDTA buffer (pH 9.0).



Immunohistochemical analysis of paraffin-embedded mouse liver tissue slide using 11276-1-AP (PPP2R5C Antibody) at dilution of 1:200 (under 40x lens). Heat mediated antigen retrieval with Tris-EDTA buffer (pH 9.0).