

For Research Use Only

# MARCH5 Polyclonal ANTIBODY



Catalog Number: 12213-1-AP

## Basic Information

Catalog Number:  
12213-1-AP

Size:  
27 µg/150 µl

Source:  
Rabbit

Isotype:  
IgG

Purification Method:  
Antigen affinity purification

Immunogen Catalog Number:  
AG2806

GenBank Accession Number:  
BC015480

GeneID (NCBI):  
54708

Full Name:  
membrane-associated ring finger (C3HC4) 5

Calculated MW:  
278aa, 31 kDa

Observed MW:  
31 kDa

Recommended Dilutions:

IP 0.5-4.0 µg for IP and 1:200-1:1000 for WB  
IHC 1:20-1:200

## Applications

Tested Applications:  
IHC, IP, ELISA

Species Specificity:  
human

**Note: suggested antigen retrieval with TE buffer pH 9.0; (\*) Alternatively, antigen retrieval may be performed with citrate buffer pH 6.0**

Positive Controls:

IP : HeLa cells;

IHC : human skeletal muscle tissue;

## Background Information

MARCH5(E3 ubiquitin-protein ligase MARCH5) is a 31 kDa protein also named as RNF153. This protein plays a protective role against mitochondrial dysfunction caused by the mitochondrial accumulation of mSOD1 via the ubiquitin-proteasome pathway (PMD:19741096). And it may regulate MAP1B LC1 function in mitochondria by controlling mitochondrial aggregation via mitochondrial LC1 levels (PMD:22308378). MEARCH5 can exist as a homodimer.

## Notable Publications

Author	Pubmed ID	Journal	Application
--------	-----------	---------	-------------

## Storage

Storage:

Store at -20°C. Stable for one year after shipment.

Storage Buffer:

PBS with 0.02% sodium azide and 50% glycerol pH 7.3.

Aliquoting is unnecessary for -20°C storage

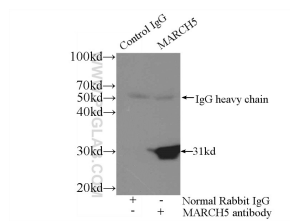
For technical support and original validation data for this product please contact:

T: 1 (888) 4PTGLAB (1-888-478-4522) (toll free in USA), or 1(312) 455-8498 (outside USA)

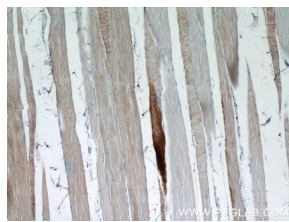
E: [proteintech@ptglab.com](mailto:proteintech@ptglab.com)  
W: [ptglab.com](http://ptglab.com)

This product is exclusively available under Proteintech Group brand and is not available to purchase from any other manufacturer.

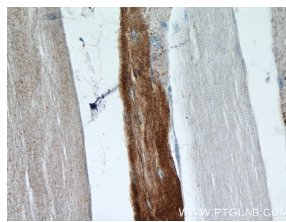
## Selected Validation Data



IP Result of anti-MARCH5 (IP:12213-1-AP, 3 $\mu$ g; Detection:12213-1-AP 1:300) with HeLa cells lysate 1800 $\mu$ g.



Immunohistochemistry of paraffin-embedded human skeletal muscle tissue slide using 12213-1-AP (MARCH5 Antibody) at dilution of 1:50 (under 10x lens)



Immunohistochemistry of paraffin-embedded human skeletal muscle tissue slide using 12213-1-AP (MARCH5 Antibody) at dilution of 1:50 (under 40x lens)