

For Research Use Only

MAGEA1 Polyclonal antibody

Catalog Number: 12233-1-AP



Basic Information

Catalog Number: 12233-1-AP	GenBank Accession Number: BC017555	Purification Method: Antigen affinity purification
Size: 150UL, Concentration: 220 µg/ml by Bradford method using BSA as the standard;	GeneID (NCBI): 4100	Recommended Dilutions: WB 1:500-1:1000 IHC 1:20-1:200
Source: Rabbit	Full Name: melanoma antigen family A, 1 (directs expression of antigen MZ2-E)	
Isotype: IgG	Calculated MW: 309 aa, 34 kDa	
Immunogen Catalog Number: AG2871	Observed MW: 43 kDa	

Applications

Tested Applications: IHC, WB, ELISA	Positive Controls: WB : A375 cells, IHC : human testis tissue,
Species Specificity: human	
Note-IHC: suggested antigen retrieval with TE buffer pH 9.0; (*) Alternatively, antigen retrieval may be performed with citrate buffer pH 6.0	

Background Information

Storage

Storage:
Store at -20°C. Stable for one year after shipment.
Storage Buffer:
PBS with 0.02% sodium azide and 50% glycerol pH 7.3.
Aliquoting is unnecessary for -20°C storage

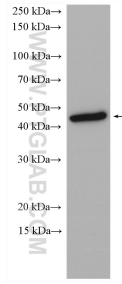
For technical support and original validation data for this product please contact:

T: 1 (888) 4PTGLAB (1-888-478-4522) (toll free in USA), or 1(312) 455-8498 (outside USA)

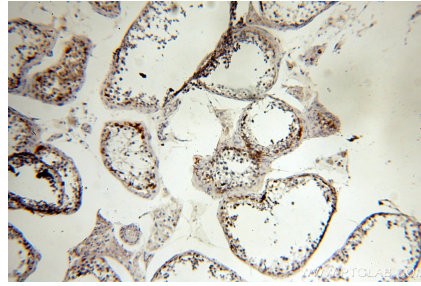
E: proteintech@ptglab.com
W: ptglab.com

This product is exclusively available under Proteintech Group brand and is not available to purchase from any other manufacturer.

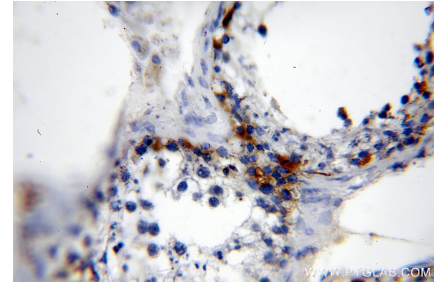
Selected Validation Data



A375 cells were subjected to SDS PAGE followed by western blot with 12233-1-AP (MAGEA1 antibody) at dilution of 1:600 incubated at room temperature for 1.5 hours.



Immunohistochemical analysis of paraffin-embedded human testis using 12233-1-AP (MAGEA1 antibody) at dilution of 1:100 (under 10x lens).



Immunohistochemical analysis of paraffin-embedded human testis using 12233-1-AP (MAGEA1 antibody) at dilution of 1:100 (under 40x lens).