

For Research Use Only

BMP4 Polyclonal antibody

Catalog Number: 12492-1-AP

Featured Product

26 Publications



Basic Information

Catalog Number:

12492-1-AP

Size:

150ul, Concentration: 600 ug/ml by Nanodrop;

Source:

Rabbit

Isotype:

IgG

Immunogen Catalog Number:

AG3191

GenBank Accession Number:

BC020546

GeneID (NCBI):

652

UNIPROT ID:

P12644

Full Name:

bone morphogenetic protein 4

Calculated MW:

47 kDa

Observed MW:

47 kDa

Purification Method:

Antigen affinity purification

Recommended Dilutions:

WB: 1:200-1:1000

IHC: 1:50-1:500

IF/ICC: 1:200-1:800

Applications

Tested Applications:

WB, IHC, IF/ICC, ELISA

Cited Applications:

WB, IHC, IF

Species Specificity:

human, mouse, rat

Cited Species:

human, mouse, rat, goat

Note-IHC: suggested antigen retrieval with TE buffer pH 9.0; (*) Alternatively, antigen retrieval may be performed with citrate buffer pH 6.0

Positive Controls:

WB: mouse heart tissue, rat heart tissue

IHC: human prostate hyperplasia tissue,

IF/ICC: A549 cells,

Background Information

BMP4, also named as BMP2B and DVR4, belongs to the TGF-beta family. BMPs have been shown to promote astroglial differentiation both in vitro and in vivo. BMP4 have been shown to be components of serum and are thought to be responsible for this differentiation. BMP4 are expressed mainly in neurons, with minimal expression detected in astrocytes and oligodendrocytes.

Notable Publications

Author	Pubmed ID	Journal	Application
Jia Liu	36145624	Pharmaceutics	IHC
Pengfei Xu	36435763	BMC Musculoskelet Disord	WB
Jianglan Zhang	31730904	Cancer Lett	IHC

Storage

Storage:

Store at -20°C. Stable for one year after shipment.

Storage Buffer:

PBS with 0.02% sodium azide and 50% glycerol, pH7.3

Aliquoting is unnecessary for -20°C storage

*** 20ul sizes contain 0.1% BSA

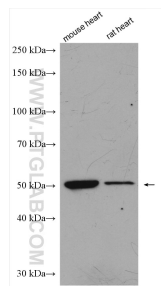
For technical support and original validation data for this product please contact:

T: 1 (888) 4PTGLAB (1-888-478-4522) (toll free in USA), or 1(312) 455-8498 (outside USA)

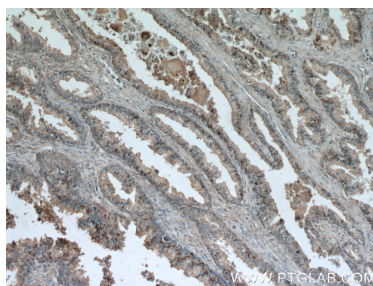
E: proteintech@ptglab.com
W: ptglab.com

This product is exclusively available under Proteintech Group brand and is not available to purchase from any other manufacturer.

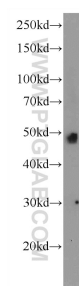
Selected Validation Data



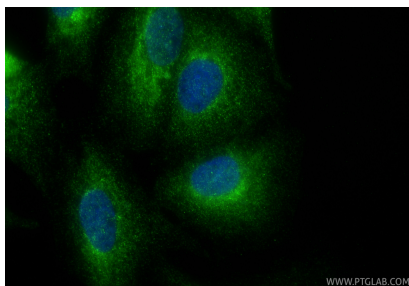
Various lysates were subjected to SDS PAGE followed by western blot with 12492-1-AP (BMP4 antibody) at dilution of 1:300 incubated at room temperature for 1.5 hours.



Immunohistochemical analysis of paraffin-embedded human prostate hyperplasia using 12492-1-AP (BMP4 antibody) at dilution of 1:50 (under 10x lens).



rat heart tissue were subjected to SDS PAGE followed by western blot with 12492-1-AP (BMP4 Antibody) at dilution of 1:600 incubated at room temperature for 1.5 hours.



Immunofluorescent analysis of (4% PFA) fixed A549 cells using BMP4 antibody (12492-1-AP) at dilution of 1:400 and CoraLite® 488-Conjugated Goat Anti-Rabbit IgG(H+L) (SA00013-2).