

For Research Use Only

# HNRNPD Polyclonal antibody

Catalog Number: 12770-1-AP

Featured Product

20 Publications



## Basic Information

### Catalog Number:

12770-1-AP

### Size:

150ul, Concentration: 500 ug/ml by Nanodrop and 267 ug/ml by Bradford method using BSA as the standard;

### Source:

Rabbit

### Isotype:

IgG

### Immunogen Catalog Number:

AG3458

### GenBank Accession Number:

BC026015

### GeneID (NCBI):

3184

### UNIPROT ID:

Q14103

### Full Name:

heterogeneous nuclear ribonucleoprotein D (AU-rich element RNA binding protein 1, 37kDa)

### Calculated MW:

355 aa, 38 kDa

### Observed MW:

38-45 kDa

### Purification Method:

Antigen affinity purification

### Recommended Dilutions:

WB 1:5000-1:50000

IHC 1:200-1:2000

IF/ICC 1:200-1:800

## Applications

### Tested Applications:

WB, IHC, IF/ICC, ELISA

### Cited Applications:

WB, IHC, IF

### Species Specificity:

human, mouse, rat

### Cited Species:

human, mouse

**Note-IHC: suggested antigen retrieval with TE buffer pH 9.0; (\*) Alternatively, antigen retrieval may be performed with citrate buffer pH 6.0**

### Positive Controls:

WB: HeLa cells, Jurkat cells, mouse liver tissue

IHC: human cervical cancer tissue, human normal colon, human placenta tissue

IF/ICC: HepG2 cells,

## Background Information

The heterogeneous nuclear ribonucleoprotein (hnRNP) complexes which provide the substrate for the processing events that pre-mRNAs undergo before becoming functional, translatable mRNAs in the cytoplasm. HNRNPD, also known as AUF1, belongs to the family of AU-binding proteins (AU-BPs) that regulate the cellular half-lives of many mRNAs by directly interacting with an AU-rich element (ARE) located in their 3' untranslated region [PMID:8578590,12704645]. AUF1 has four isoforms produced by alternative splicing of a single transcript: p37, p40, p42, and p45 [PMID:9521873].

## Notable Publications

Author	Pubmed ID	Journal	Application
Congfei Wang	34624736	Biochem Biophys Res Commun	WB,IHC
Johan Aarum	32945072	EMBO Rep	WB
Shui-Qiao Q Yuan	36124536	Asian J Androl	WB,IF

## Storage

### Storage:

Store at -20°C. Stable for one year after shipment.

### Storage Buffer:

PBS with 0.02% sodium azide and 50% glycerol, pH7.3

Aliquoting is unnecessary for -20°C storage

\*\*\* 20ul sizes contain 0.1% BSA

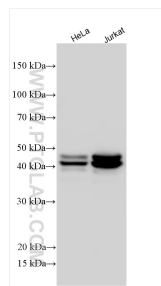
For technical support and original validation data for this product please contact:

T: 1 (888) 4PTGLAB (1-888-478-4522) (toll free in USA), or 1(312) 455-8498 (outside USA)

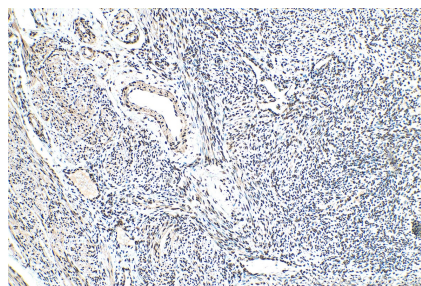
E: [proteintech@ptglab.com](mailto:proteintech@ptglab.com)  
W: [ptglab.com](http://ptglab.com)

**This product is exclusively available under Proteintech Group brand and is not available to purchase from any other manufacturer.**

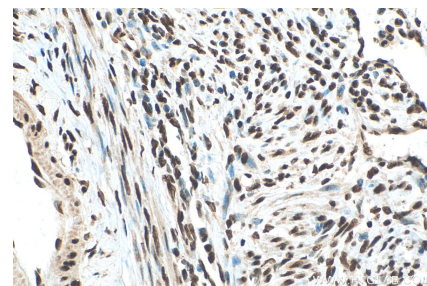
## Selected Validation Data



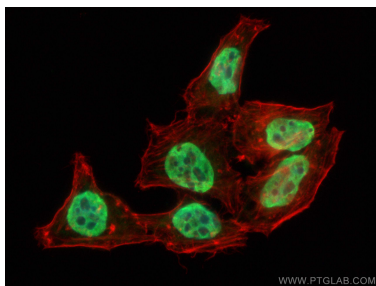
Various lysates were subjected to SDS PAGE followed by western blot with 12770-1-AP (HNRNPD antibody) at dilution of 1:10000 incubated at room temperature for 1.5 hours.



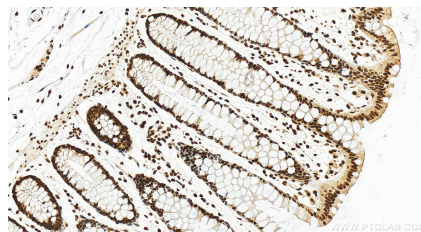
Immunohistochemical analysis of paraffin-embedded human cervical cancer tissue slide using 12770-1-AP (HNRNPD antibody) at dilution of 1:400 (under 10x lens). Heat mediated antigen retrieval with Tris-EDTA buffer (pH 9.0).



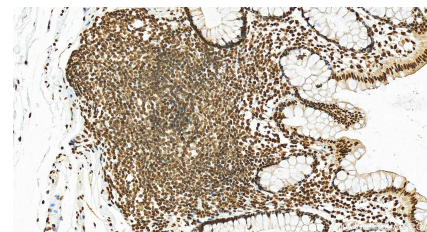
Immunohistochemical analysis of paraffin-embedded human cervical cancer tissue slide using 12770-1-AP (HNRNPD antibody) at dilution of 1:400 (under 40x lens). Heat mediated antigen retrieval with Tris-EDTA buffer (pH 9.0).



Immunofluorescent analysis of (4% PFA) fixed HepG2 cells using HNRNPD antibody (12770-1-AP) at dilution of 1:400 and CoraLite®488-Conjugated Goat Anti-Rabbit IgG(H+L), CL594-phalloidin (red).



Immunohistochemical analysis of paraffin-embedded human normal colon slide using 12770-1-AP (HNRNPD antibody) at dilution of 1:2000 (under 20x lens). Heat mediated antigen retrieval with Tris-EDTA buffer (pH 9.0).



Immunohistochemical analysis of paraffin-embedded human normal colon slide using 12770-1-AP (HNRNPD antibody) at dilution of 1:2000 (under 20x lens). Heat mediated antigen retrieval with Tris-EDTA buffer (pH 9.0).