

For Research Use Only

TAF1B Polyclonal antibody

Catalog Number: 12818-1-AP

2 Publications



Basic Information

Catalog Number:

12818-1-AP

Size:

150ul, Concentration: 550 ug/ml by Nanodrop;

Source:

Rabbit

Isotype:

IgG

Immunogen Catalog Number:

AG3267

GenBank Accession Number:

BC018137

GeneID (NCBI):

9014

UNIPROT ID:

Q53T94

Full Name:

TATA box binding protein (TBP)-associated factor, RNA polymerase I, B, 63kDa

Calculated MW:

588 aa, 69 kDa

Observed MW:

69 kDa

Purification Method:

Antigen affinity purification

Recommended Dilutions:

WB: 1:500-1:3000

IHC: 1:20-1:200

Applications

Tested Applications:

WB, IHC, ELISA

Cited Applications:

WB

Species Specificity:

human

Cited Species:

human

Note-IHC: suggested antigen retrieval with TE buffer pH 9.0; (*) Alternatively, antigen retrieval may be performed with citrate buffer pH 6.0

Positive Controls:

WB : HeLa cells, NIH/3T3 cells

IHC : human testis tissue,

Background Information

TAF1B is a component of the RNA polymerase I core factor complex that acts as a GTF2B/TFIIB-like factor and plays a key role in multiple steps during transcription initiation such as pre-initiation complex (PIC) assembly and postpolymerase recruitment events in polymerase I (Pol I) transcription. It binds to rDNA promoters and plays a role in Pol I recruitment as a component of the SL1/TIF-IB complex, and possibly directly through its interaction with RRN3 (PMID: 11250903; 11283244; 15970593; 21921199).

Notable Publications

Author	Pubmed ID	Journal	Application
Yanqin Yu	28232668	Nat Commun	
Songmei Guan	40114746	Oncol Lett	WB

Storage

Storage:

Store at -20°C. Stable for one year after shipment.

Storage Buffer:

PBS with 0.02% sodium azide and 50% glycerol, pH7.3

Aliquoting is unnecessary for -20°C storage

*** 20ul sizes contain 0.1% BSA


For technical support and original validation data for this product please contact:

T: 1 (888) 4PTGLAB (1-888-478-4522) (toll free in USA), or 1(312) 455-8498 (outside USA)

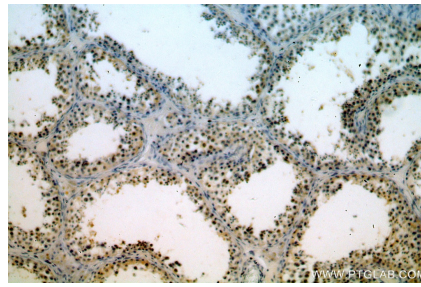
E: proteintech@ptglab.com
W: ptglab.com

This product is exclusively available under Proteintech Group brand and is not available to purchase from any other manufacturer.

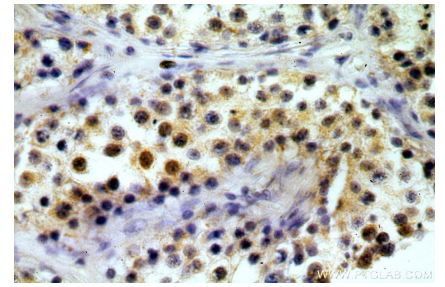
Selected Validation Data



Various lysates were subjected to SDS PAGE followed by western blot with 12818-1-AP (TAF1B antibody) at dilution of 1:1500 incubated at room temperature for 1.5 hours.



Immunohistochemical analysis of paraffin-embedded human testis using 12818-1-AP (TAF1B antibody) at dilution of 1:200 (under 10x lens).



Immunohistochemical analysis of paraffin-embedded human testis using 12818-1-AP (TAF1B antibody) at dilution of 1:200 (under 40x lens).