

For Research Use Only

EEF2K Polyclonal antibody

Catalog Number: 13510-1-AP

Featured Product

4 Publications



Basic Information

Catalog Number:

13510-1-AP

Size:

150UL, Concentration: 347 µg/ml by Bradford method using BSA as the standard;

Source:

Rabbit

Isotype:

IgG

Immunogen Catalog Number:

AG4432

GenBank Accession Number:

BC032665

GeneID (NCBI):

29904

Full Name:

eukaryotic elongation factor-2 kinase

Calculated MW:

725 aa, 100 kDa

Observed MW:

100 kDa

Purification Method:

Antigen affinity purification

Recommended Dilutions:

WB 1:500-1:2000

IP 0.5-4.0 µg for IP and 1:500-1:1000 for WB

IF 1:20-1:200

Applications

Tested Applications:

IF, IP, WB, ELISA

Cited Applications:

coIP, IP, WB

Species Specificity:

human

Cited Species:

human, rat

Positive Controls:

WB: PC-3 cells,

IP: PC-3 cells,

IF: PC-3 cells,

Background Information

Notable Publications

Author	Pubmed ID	Journal	Application
Cheng Ji	29331413	Cancer Lett	WB
Julie Pires Da Silva	32059483	Cells	WB,IP,colP
Zuhal Hamurcu	30729279	J Mol Med (Berl)	

Storage

Storage:

Store at -20°C. Stable for one year after shipment.

Storage Buffer:

PBS with 0.02% sodium azide and 50% glycerol pH 7.3.

Aliquoting is unnecessary for -20°C storage


For technical support and original validation data for this product please contact:

T: 1 (888) 4PTGLAB (1-888-478-4522) (toll free in USA), or 1(312) 455-8498 (outside USA)

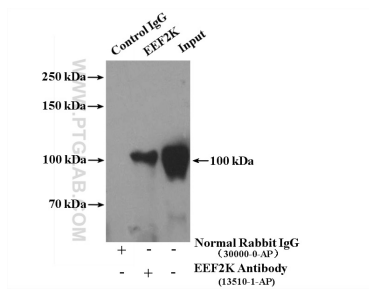
E: proteintech@ptglab.com
W: ptglab.com

This product is exclusively available under Proteintech Group brand and is not available to purchase from any other manufacturer.

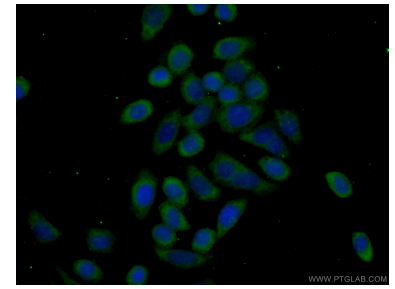
Selected Validation Data



PC-3 cells were subjected to SDS PAGE followed by western blot with 13510-1-AP (EEF2K antibody) at dilution of 1:400 incubated at room temperature for 1.5 hours.



IP Result of anti-EEF2K (IP:13510-1-AP, 4ug; Detection:13510-1-AP 1:500) with PC-3 cells lysate 3200ug.



Immunofluorescent analysis of (-20 Ethanol) fixed PC-3 cells using 13510-1-AP (EEF2K antibody) at dilution of 1:50 and Alexa Fluor 488-conjugated AffiniPure Goat Anti-Rabbit IgG(H+L).