

For Research Use Only

# ST3GAL4 Polyclonal ANTIBODY



Catalog Number: 13546-1-AP

1 Publications

## Basic Information

Catalog Number:  
13546-1-AP

Size:  
63 µg/150 µl

Source:  
Rabbit

Isotype:  
IgG

Purification Method:  
Antigen affinity purification  
Immunogen Catalog Number:  
AG3665

GenBank Accession Number:  
BC010645

GeneID (NCBI):  
6484

Full Name:  
ST3 beta-galactoside alpha-2,3-  
sialyltransferase 4

Calculated MW:  
333aa, 38 kDa

Observed MW:  
50-55 kDa

Recommended Dilutions:

WB 1:500-1:2000

IHC 1:20-1:200

## Applications

Tested Applications:

IHC, WB, ELISA

Cited Applications:

IHC, WB

Species Specificity:  
human,mouse,rat

Cited Species:  
human

**Note: suggested antigen retrieval with *TE* buffer pH 9.0; (\*) Alternatively, antigen retrieval may be performed with *citrate* buffer pH 6.0**

Positive Controls:

WB : HeLa cells; HEK-293 cells, HepG2 cells, human testis tissue

IHC : human testis tissue; human skin tissue

## Background Information

### Notable Publications

Author	Pubmed ID	Journal	Application
Ming Yu	30220088	FEBS Lett	WB,IHC

## Storage

Storage:

Store at -20°C. Stable for one year after shipment.

Storage Buffer:

PBS with 0.02% sodium azide and 50% glycerol pH 7.3.

Aliquoting is unnecessary for -20°C storage


For technical support and original validation data for this product please contact:

T: 1 (888) 4PTGLAB (1-888-478-4522) (toll free in USA), or 1(312) 455-8498 (outside USA)

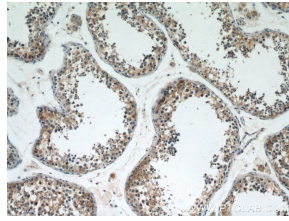
E: [proteintech@ptglab.com](mailto:proteintech@ptglab.com)  
W: [ptglab.com](http://ptglab.com)

This product is exclusively available under Proteintech Group brand and is not available to purchase from any other manufacturer.

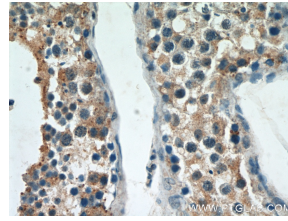
## Selected Validation Data



HeLa cells were subjected to SDS PAGE followed by western blot with 13546-1-AP(ST3GAL4 antibody) at dilution of 1:300 incubated at room temperature for 1.5 hours



Immunohistochemical of paraffin-embedded human testis using 13546-1-AP(ST3GAL4 antibody) at dilution of 1:50 (under 10x lens)



Immunohistochemical of paraffin-embedded human testis using 13546-1-AP(ST3GAL4 antibody) at dilution of 1:50 (under 40x lens)