

For Research Use Only

MAGEA8 Polyclonal ANTIBODY

Catalog Number: 15045-1-AP



Basic Information

Catalog Number:

15045-1-AP

Size:

150UL, Concentration: 233 µg/ml by Bradford method using BSA as the standard;

Source:

Rabbit

Isotype:

IgG

Immunogen Catalog Number:

AG6984

GenBank Accession Number:

BC002455

GeneID (NCBI):

4107

Full Name:

melanoma antigen family A, 8

Calculated MW:

35 kDa

Observed MW:

45-50 kDa

Purification Method:

Antigen affinity purification

Recommended Dilutions:

WB 1:500-1:2400

IHC 1:50-1:500

IF 1:50-1:500

Applications

Tested Applications:

IF, IHC, WB, ELISA

Species Specificity:

human

Note-IHC: suggested antigen retrieval with TE buffer pH 9.0; (*) Alternatively, antigen retrieval may be performed with citrate buffer pH 6.0

Positive Controls:

WB: A375 cells,

IHC: human testis tissue,

IF: A375 cells,

Background Information

Storage

Storage:

Store at -20°C. Stable for one year after shipment.

Storage Buffer:

PBS with 0.02% sodium azide and 50% glycerol pH 7.3.

Aliquoting is unnecessary for -20°C storage

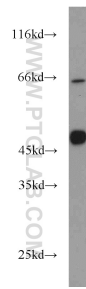
For technical support and original validation data for this product please contact:

T: 1 (888) 4PTGLAB (1-888-478-4522) (toll free in USA), or 1(312) 455-8498 (outside USA)

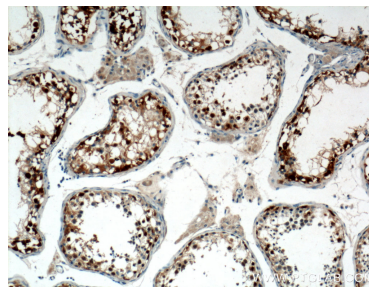
E: proteintech@ptglab.com
W: ptglab.com

This product is exclusively available under Proteintech Group brand and is not available to purchase from any other manufacturer.

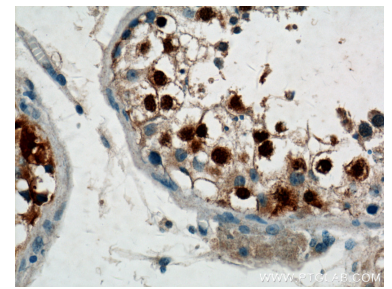
Selected Validation Data



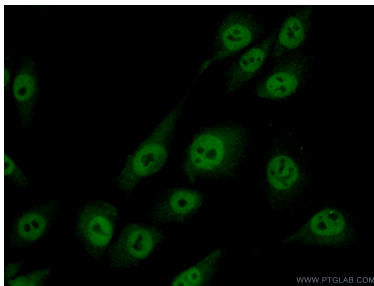
A375 cells were subjected to SDS PAGE followed by western blot with 15045-1-AP (MAGEA8 antibody) at dilution of 1:1000 incubated at room temperature for 1.5 hours.



Immunohistochemical analysis of paraffin-embedded human testis tissue slide using 15045-1-AP (MAGEA8 Antibody) at dilution of 1:200 (under 10x lens).



Immunohistochemical analysis of paraffin-embedded human testis tissue slide using 15045-1-AP (MAGEA8 Antibody) at dilution of 1:200 (under 40x lens).



Immunofluorescent analysis of (4% PFA) fixed A375 cells using 15045-1-AP (MAGEA8 antibody) at dilution of 1:50 and Alexa Fluor 488-conjugated AffiniPure Goat Anti-Rabbit IgG(H+L).