

For Research Use Only

SIRT5 Polyclonal antibody

Catalog Number: 15122-1-AP

Featured Product

54 Publications



Basic Information

Catalog Number:

15122-1-AP

Size:

150ul, Concentration: 600 ug/ml by Nanodrop;

Source:

Rabbit

Isotype:

IgG

Immunogen Catalog Number:

AG7195

GenBank Accession Number:

BC000126

GeneID (NCBI):

23408

UNIPROT ID:

Q9NXA8

Full Name:

sirtuin (silent mating type information regulation 2 homolog) 5 (S. cerevisiae)

Calculated MW:

34 kDa

Observed MW:

33 kDa

Purification Method:

Antigen affinity purification

Recommended Dilutions:

WB: 1:2000-1:16000

IP: 0.5-4.0 ug for 1.0-3.0 mg of total protein lysate

IF/ICC: 1:50-1:500

Applications

Tested Applications:

WB, IF/ICC, IP, ELISA

Cited Applications:

WB, IHC, IF, IP, CoIP

Species Specificity:

human, mouse, rat

Cited Species:

human, mouse, rat, bovine

Positive Controls:

WB: HCT 116 cells, RAW 264.7 cells, mouse heart tissue, mouse liver tissue, rat heart tissue, rat liver tissue

IP: mouse liver tissue,

IF/ICC: HeLa cells,

Background Information

SIRT5, a member of sirtuin family that is a mitochondrial matrix NAD(+)-dependent deacetylase and mono-ADP-ribosyltransferases. Sirtuins play important role in various cellular processes, such as aging, gene silencing and metabolism. SIRT5 mainly locates in cytoplasm. It is an efficient protein lysine desuccinylase and demalonylase. During prolonged fasting, it can activate CPS1, the committed and regulated enzyme of the urea cycle, and contribute to the regulation of blood ammonia levels.

Notable Publications

Author	Pubmed ID	Journal	Application
Yipeng Du	30279144	EBioMedicine	WB,IF,IHC
Xiaodan Sun	31572453	Front Genet	IHC
Min Liu	28871079	Nat Commun	WB

Storage

Storage:

Store at -20°C. Stable for one year after shipment.

Storage Buffer:

PBS with 0.02% sodium azide and 50% glycerol, pH7.3

Aliquoting is unnecessary for -20°C storage

*** 20ul sizes contain 0.1% BSA

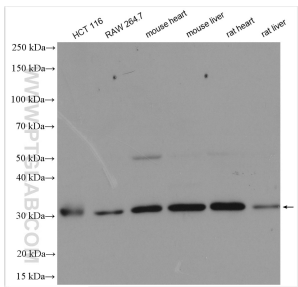
For technical support and original validation data for this product please contact:

T: 1 (888) 4PTGLAB (1-888-478-4522) (toll free in USA), or 1(312) 455-8498 (outside USA)

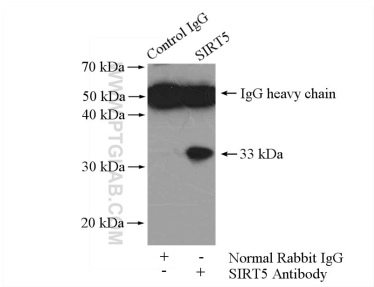
E: proteintech@ptglab.com
W: ptglab.com

This product is exclusively available under Proteintech Group brand and is not available to purchase from any other manufacturer.

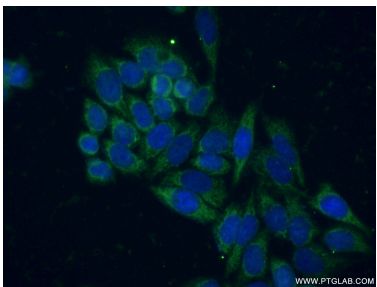
Selected Validation Data



Various lysates were subjected to SDS PAGE followed by western blot with 15122-1-AP (SIRT5 antibody) at dilution of 1:8000 incubated at room temperature for 1.5 hours.



IP result of anti-SIRT5 (IP:15122-1-AP, 4ug; Detection:15122-1-AP 1:500) with mouse liver tissue lysate 6000ug.



Immunofluorescent analysis of (-20°C Ethanol) fixed HeLa cells using 15122-1-AP (SIRT5 antibody) at dilution of 1:50 and Alexa Fluor 488-conjugated Goat Anti-Rabbit IgG(H+L).