

For Research Use Only

TMOD2 Polyclonal antibody

Catalog Number: 15262-1-AP **1 Publications**



Basic Information

Catalog Number: 15262-1-AP	GenBank Accession Number: BC064961	Purification Method: Antigen affinity purification
Size: 150ul , Concentration: 500 µg/ml by Nanodrop and 233 µg/ml by Bradford method using BSA as the standard;	GeneID (NCBI): 29767	Recommended Dilutions: WB 1:500-1:2400 IHC 1:20-1:200
Source: Rabbit	Full Name: tropomodulin 2 (neuronal)	
Isotype: IgG	Calculated MW: 39 kDa	
Immunogen Catalog Number: AG7262	Observed MW: 40 kDa	

Applications

Tested Applications: IHC, WB, ELISA	Positive Controls: WB : human testis tissue, human brain tissue, human colon tissue, mouse brain tissue, mouse colon tissue, mouse testis tissue
Cited Applications: WB	IHC : human gliomas tissue,
Species Specificity: human, mouse, rat	
Cited Species: human	
Note-IHC: suggested antigen retrieval with TE buffer pH 9.0; (*) Alternatively, antigen retrieval may be performed with citrate buffer pH 6.0	

Background Information

Notable Publications

Author	Pubmed ID	Journal	Application
Junsuk Ko	31488543	J Biol Chem	WB

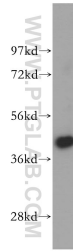
Storage

Storage:
Store at -20°C. Stable for one year after shipment.
Storage Buffer:
PBS with 0.02% sodium azide and 50% glycerol pH 7.3.
Aliquoting is unnecessary for -20°C storage

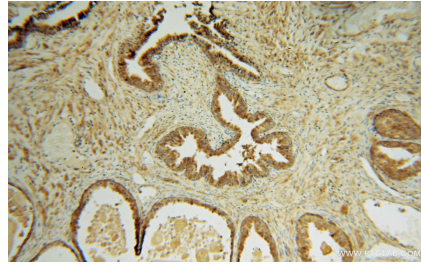
For technical support and original validation data for this product please contact:
T: 1 (888) 4PTGLAB (1-888-478-4522) (toll free in USA), or 1(312) 455-8498 (outside USA)
E: proteintech@ptglab.com
W: ptglab.com

This product is exclusively available under Proteintech Group brand and is not available to purchase from any other manufacturer.

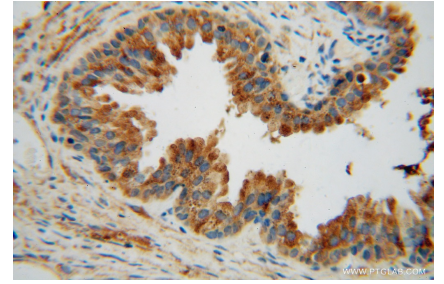
Selected Validation Data



human testis tissue were subjected to SDS PAGE followed by western blot with 15262-1-AP (TMOD2 antibody) at dilution of 1:400 incubated at room temperature for 1.5 hours.



Immunohistochemical analysis of paraffin-embedded human gliomas using 15262-1-AP (TMOD2 antibody) at dilution of 1:100 (under 10x lens).



Immunohistochemical analysis of paraffin-embedded human gliomas using 15262-1-AP (TMOD2 antibody) at dilution of 1:100 (under 40x lens).