

For Research Use Only

ADAMTSL4 Polyclonal ANTIBODY



Catalog Number: 15304-1-AP

1 Publications

Basic Information

Catalog Number:
15304-1-AP

Size:
40 µg/150 µl

Source:
Rabbit

Isotype:
IgG

Purification Method:
Antigen affinity purification

Immunogen Catalog Number:
AG7781

GenBank Accession Number:
BC027478

GeneID (NCBI):
54507

Full Name:
ADAMTS-like 4

Calculated MW:
117 kDa

Observed MW:
65-70 kDa

Recommended Dilutions:

WB 1:500-1:3000

IP 0.5-4.0 µg for IP and 1:500-1:1000 for WB

IHC 1:50-1:200

Applications

Tested Applications:

IHC, IP, WB, ELISA

Cited Applications:

IF, IP, WB

Species Specificity:

human,mouse,rat

Cited Species:

human

Note: suggested antigen retrieval with TE buffer pH 9.0; (*) Alternatively, antigen retrieval may be performed with citrate buffer pH 6.0

Positive Controls:

WB : mouse brain tissue; human liver tissue, mouse lung tissue, mouse skeletal muscle tissue

IP : mouse brain tissue;

IHC : human skeletal muscle tissue; human colon cancer tissue, human liver tissue

Background Information

Notable Publications

| Author | Pubmed ID | Journal | Application |
|---------------|-----------|-------------|-------------|
| Rothem Aviram | 29758265 | Matrix Biol | WB,IP,IF |

Storage

Storage:

Store at -20°C. Stable for one year after shipment.

Storage Buffer:

PBS with 0.02% sodium azide and 50% glycerol pH 7.3.

Aliquoting is unnecessary for -20°C storage

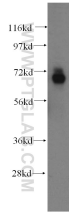
For technical support and original validation data for this product please contact:

T: 1 (888) 4PTGLAB (1-888-478-4522) (toll free in USA), or 1(312) 455-8498 (outside USA)

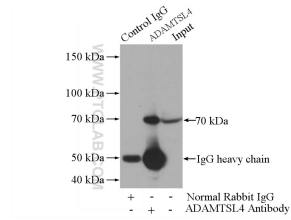
E: proteintech@ptglab.com
W: ptglab.com

This product is exclusively available under Proteintech Group brand and is not available to purchase from any other manufacturer.

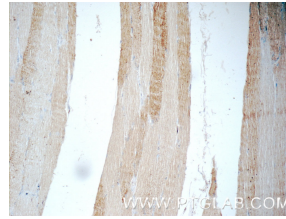
Selected Validation Data



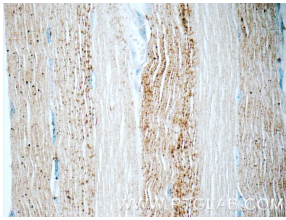
mouse brain tissue were subjected to SDS PAGE followed by western blot with 15304-1-AP(ADAMTSL4 antibody) at dilution of 1:500 incubated at room temperature for 1.5 hours



IP Result of anti-ADAMTSL4 (IP:15304-1-AP, 4ug; Detection:15304-1-AP 1:500) with mouse brain tissue lysate 3440ug.



Immunohistochemistry of paraffin-embedded human skeletal muscle tissue slide using 15304-1-AP(ADAMTSL4 Antibody) at dilution of 1:50 (under 10x lens)



Immunohistochemistry of paraffin-embedded human skeletal muscle tissue slide using 15304-1-AP(ADAMTSL4 Antibody) at dilution of 1:50 (under 40x lens)