

For Research Use Only

VAMP8 Polyclonal antibody

Catalog Number: 15546-1-AP

19 Publications



Basic Information

Catalog Number:

15546-1-AP

Size:

150ul, Concentration: 600 ug/ml by Nanodrop;

Source:

Rabbit

Isotype:

IgG

Immunogen Catalog Number:

AG7903

GenBank Accession Number:

BC001634

GeneID (NCBI):

8673

UNIPROT ID:

Q9BV40

Full Name:

vesicle-associated membrane protein 8 (endobrevin)

Calculated MW:

11 kDa

Observed MW:

15 kDa

Purification Method:

Antigen affinity purification

Recommended Dilutions:

WB: 1:1000-1:4000

IHC: 1:200-1:800

Applications

Tested Applications:

WB, IHC, ELISA

Cited Applications:

WB, IHC, IF, IP, ColP

Species Specificity:

human, mouse, rat

Cited Species:

human, mouse, rat

Note-IHC: suggested antigen retrieval with TE buffer pH 9.0; (*) Alternatively, antigen retrieval may be performed with citrate buffer pH 6.0

Positive Controls:

WB: HL-60 cells, PC-12 cells, THP-1 cells

IHC: human placenta tissue, mouse placenta tissue

Background Information

VAMP8, also named as endobrevin, is a member of the vesicle-associated membrane protein (VAMP)/synaptobrevin family and the SNARE (soluble NSF-attachment protein receptor) superfamily. Characterized by a common sequence called the SNARE motif, SNARE proteins are involved in membrane fusion and vesicular transport (PMID: 11252968). VAMP8 is involved in autophagy through the direct control of autophagosome membrane fusion with the lysosome membrane. It is required for dense-granule secretion in platelets and plays a role in regulated enzyme secretion in pancreatic acinar cells. VAMP8 is also involved in the abscission of the midbody during cell division, which leads to completely separate daughter cells.

Notable Publications

Author	Pubmed ID	Journal	Application
Zheng Li	31775910	Stem Cell Res Ther	WB
Taotao Zhang	36346119	J Periodontal Res	WB
Anxiong Liu	33677131	Biochem Biophys Res Commun	WB, ColP

Storage

Storage:

Store at -20°C. Stable for one year after shipment.

Storage Buffer:

PBS with 0.02% sodium azide and 50% glycerol, pH7.3

Aliquoting is unnecessary for -20°C storage

*** 20ul sizes contain 0.1% BSA


For technical support and original validation data for this product please contact:

T: 1 (888) 4PTGLAB (1-888-478-4522) (toll free in USA), or 1(312) 455-8498 (outside USA)

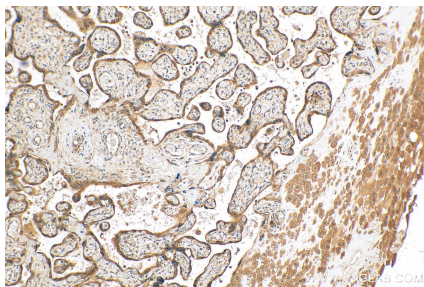
E: proteintech@ptglab.com
W: ptglab.com

This product is exclusively available under Proteintech Group brand and is not available to purchase from any other manufacturer.

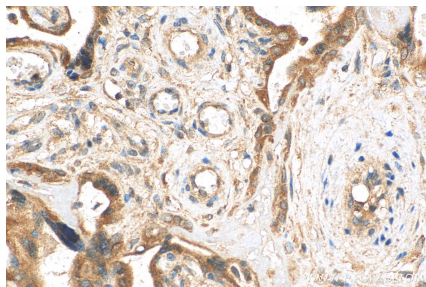
Selected Validation Data



Various lysates were subjected to SDS PAGE followed by western blot with 15546-1-AP (VAMP8 antibody) at dilution of 1:2000 incubated at room temperature for 1.5 hours.



Immunohistochemical analysis of paraffin-embedded human placenta tissue slide using 15546-1-AP (VAMP8 antibody) at dilution of 1:400 (under 10x lens). Heat mediated antigen retrieval with Tris-EDTA buffer (pH 9.0).



Immunohistochemical analysis of paraffin-embedded human placenta tissue slide using 15546-1-AP (VAMP8 antibody) at dilution of 1:400 (under 40x lens). Heat mediated antigen retrieval with Tris-EDTA buffer (pH 9.0).