

For Research Use Only

RPL18A Polyclonal antibody

Catalog Number: 15751-1-AP



Basic Information

Catalog Number:

15751-1-AP

Size:

150UL, Concentration: 200 µg/ml by Bradford method using BSA as the standard;

Source:

Rabbit

Isotype:

IgG

Immunogen Catalog Number:

AG8251

GenBank Accession Number:

BC007512

GeneID (NCBI):

6142

Full Name:

ribosomal protein L18a

Calculated MW:

21 kDa

Observed MW:

21 kDa

Purification Method:

Antigen affinity purification

Recommended Dilutions:

WB 1:500-1:2000

IP 0.5-4.0 µg for IP and 1:500-1:1000 for WB

IHC 1:20-1:200

Applications

Tested Applications:

IHC, IP, WB, ELISA

Species Specificity:

human, mouse, rat

Note-IHC: suggested antigen retrieval with TE buffer pH 9.0; (*) Alternatively, antigen retrieval may be performed with citrate buffer pH 6.0

Positive Controls:

WB: HeLa cells,

IP: Jurkat cells,

IHC: human brain tissue,

Background Information

Storage

Storage:

Store at -20°C. Stable for one year after shipment.

Storage Buffer:

PBS with 0.02% sodium azide and 50% glycerol pH 7.3.

Aliquoting is unnecessary for -20°C storage


For technical support and original validation data for this product please contact:

T: 1 (888) 4PTGLAB (1-888-478-4522) (toll free in USA), or 1(312) 455-8498 (outside USA)

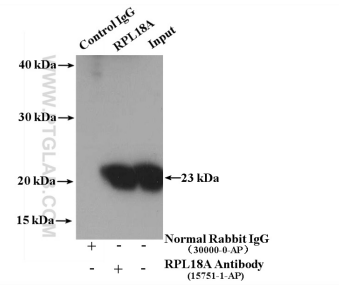
E: proteintech@ptglab.com
W: ptglab.com

This product is exclusively available under Proteintech Group brand and is not available to purchase from any other manufacturer.

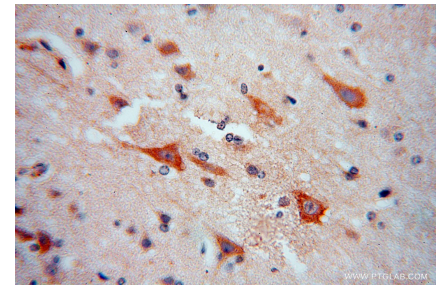
Selected Validation Data



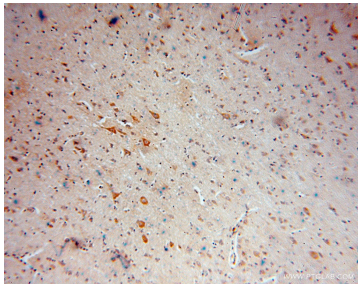
Various lysates were subjected to SDS PAGE followed by western blot with 15751-1-AP (RPL18A antibody) at dilution of 1:1000 incubated at room temperature for 1.5 hours.



IP result of anti-RPL18A (IP:15751-1-AP, 4ug; Detection:15751-1-AP 1:500) with Jurkat cells lysate 3200 ug.



Immunohistochemical analysis of paraffin-embedded human brain using 15751-1-AP (RPL18A antibody) at dilution of 1:100 (under 40x lens).



Immunohistochemical analysis of paraffin-embedded human brain using 15751-1-AP (RPL18A antibody) at dilution of 1:100 (under 10x lens).