

For Research Use Only

# TBCB Polyclonal ANTIBODY

Catalog Number: 15782-1-AP



## Basic Information

Catalog Number:  
15782-1-AP

Size:  
46 µg/150 µl

Source:  
Rabbit

Isotype:  
IgG

Purification Method:  
Antigen affinity purification

Immunogen Catalog Number:  
AC3473

GenBank Accession Number:  
BC005969

GeneID (NCBI):  
1155

Full Name:  
tubulin folding cofactor B

Calculated MW:  
244aa, 27 kDa

Observed MW:  
32 kDa

Recommended Dilutions:

WB 1:500-1:3000

IP 0.5-4.0 µg for IP and 1:500-1:1000 for WB

IF 1:10-1:100

## Applications

Tested Applications:

IF, IP, WB, ELISA

Species Specificity:

human, mouse, rat

**Note: suggested antigen retrieval with TE buffer pH 9.0; (\*) Alternatively, antigen retrieval may be performed with citrate buffer pH 6.0**

Positive Controls:

WB : HeLa cells; human brain tissue

IP : HeLa cells;

IF : HeLa cells;

## Background Information

### Notable Publications

Author	Pubmed ID	Journal	Application
--------	-----------	---------	-------------

## Storage

Storage:

Store at -20°C. Stable for one year after shipment.

Storage Buffer:

PBS with 0.02% sodium azide and 50% glycerol pH 7.3.

Aliquoting is unnecessary for -20°C storage


For technical support and original validation data for this product please contact:

T: 1 (888) 4PTGLAB (1-888-478-4522) (toll free in USA), or 1(312) 455-8498 (outside USA)

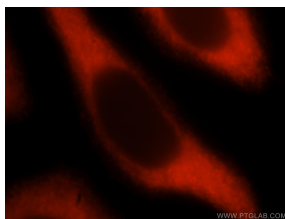
E: [proteintech@ptglab.com](mailto:proteintech@ptglab.com)  
W: [ptglab.com](http://ptglab.com)

This product is exclusively available under Proteintech Group brand and is not available to purchase from any other manufacturer.

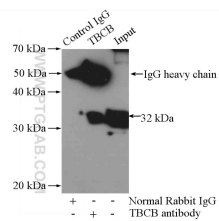
## Selected Validation Data



HeLa cells were subjected to SDS PAGE followed by western blot with 15782-1-AP(TBCB antibody) at dilution of 1:500 incubated at room temperature for 1.5 hours



Immunofluorescent analysis of HeLa cells, using TBCB antibody 15782-1-AP at 1:25 dilution and Rhodamine-labeled goat anti-rabbit IgG (red).



IP Result of anti-TBCB (IP:15782-1-AP, 3ug; Detection: 15782-1-AP 1:500) with HeLa cells lysate 1200ug.