

For Research Use Only

AGPAT6 Polyclonal ANTIBODY

Catalog Number: 16762-1-AP



Basic Information

Catalog Number:
16762-1-AP

Size:
20 µg/150 µl

Source:
Rabbit

Isotype:
IgG

Purification Method:
Antigen affinity purification

Immunogen Catalog Number:
AG10294

GenBank Accession Number:
BC051377

GeneID (NCBI):
137964

Full Name:
1-acylglycerol-3-phosphate O-acyltransferase
6 (lysophosphatidic acid acyltransferase, zeta)

Calculated MW:
456aa, 52 kDa

Observed MW:
48-50 kDa

Recommended Dilutions:

WB 1:500-1:2000

IP 0.5-4.0 µg for IP and 1:500-1:2000 for WB

IHC 1:20-1:200

Applications

Tested Applications:

IHC, IP, WB, ELISA

Species Specificity:

human, mouse, rat

Note: suggested antigen retrieval with TE buffer pH 9.0; (*) Alternatively, antigen retrieval may be performed with citrate buffer pH 6.0

Positive Controls:

WB : mouse testis tissue; mouse brain tissue

IP : mouse brain tissue;

IHC : human testis tissue; human kidney tissue, human liver tissue, human ovary tissue, human skin tissue

Background Information

Notable Publications

Author	Pubmed ID	Journal	Application
--------	-----------	---------	-------------

Storage

Storage:

Store at -20°C. Stable for one year after shipment.

Storage Buffer:

PBS with 0.02% sodium azide and 50% glycerol pH 7.3.

Aliquoting is unnecessary for -20°C storage

For technical support and original validation data for this product please contact:

T: 1 (888) 4PTGLAB (1-888-478-4522) (toll free in USA), or 1(312) 455-8498 (outside USA)

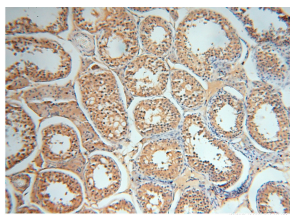
E: proteintech@ptglab.com
W: ptglab.com

This product is exclusively available under Proteintech Group brand and is not available to purchase from any other manufacturer.

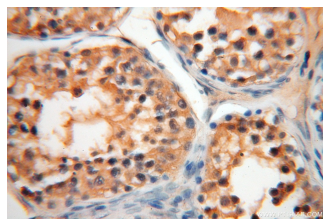
Selected Validation Data



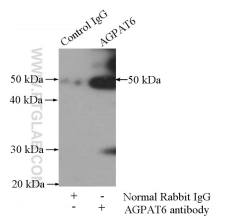
mouse testis tissue were subjected to SDS PAGE followed by western blot with 16762-1-AP(AGPAT6 antibody) at dilution of 1:400 incubated at room temperature for 1.5 hours



Immunohistochemical of paraffin-embedded human testis using 16762-1-AP(AGPAT6 antibody) at dilution of 1:100 (under 10x lens)



Immunohistochemical of paraffin-embedded human testis using 16762-1-AP(AGPAT6 antibody) at dilution of 1:100 (under 40x lens)



IP Result of anti-AGPAT6 (IP: 16762-1-AP, 4ug; Detection: 16762-1-AP 1:1000) with mouse brain tissue lysate 2640ug.