For Research Use Only

PRPF40B Polyclonal antibody

Catalog Number:16929-1-AP Featured Product

proteintech®
Antibodies | ELISA kits | Proteins
www.ptglab.com

Basic Information

Catalog Number:
16929-1-AP

Size:
150ul , Concentration: 500 µg/ml by Nanodrop and 327 µg/ml by Bradford method using BSA as the standard;

Source:
Rabbit

Isotype:
IgG

Immunogen Catalog Number:
AG10361

GenBank Accession Number:
BC067364

GeneID (NCBI):
25766

Full Name:
PRP40 pre-mRNA processing factor 40 homolog B (S. cerevisiae)

Calculated MW:
871 aa, 99 kDa

Observed MW:
130-150 kDa

Purification Method:
Antigen affinity purification

Recommended Dilutions:
WB 1:2000-1:12000
IP 0.5-4.0 ug for IP and 1:2000-1:10000 for WB

Applications

Tested Applications:
IP, WB, ELISA

Species Specificity:
human, mouse

Positive Controls:

WB : Y79 cells, K-562 cells, mouse testis tissue

IP : Y79 cells,

Background Information

Storage

Storage:
Store at -20°C. Stable for one year after shipment.
Storage Buffer:
PBS with 0.02% sodium azide and 50% glycerol pH 7.3.
Aliquoting is unnecessary for -20°C storage

***** 20ul sizes contain 0.1% BSA**

For technical support and original validation data for this product please contact:
T: 1 (888) 4PTGLAB (1-888-478-4522) (toll free in USA), or 1(312) 455-8498 (outside USA)
E: proteintech@ptglab.com
W: ptglab.com

This product is exclusively available under Proteintech Group brand and is not available to purchase from any other manufacturer.

Selected Validation Data

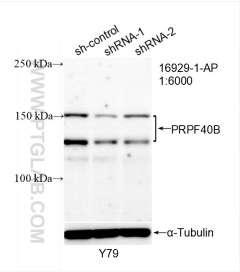

WB result of PRPF40B antibody (16929-1-AP; 1:6000; incubated at room temperature for 1.5 hours) with sh-Control and sh-PRPF40B transfected Y79 cells.

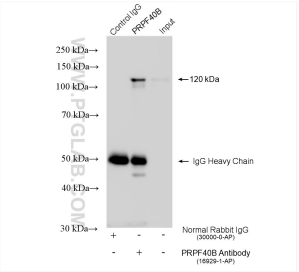

IP result of anti-PRPF40B(IP:16929-1-AP, 4ug; Detection:16929-1-AP 1:5000) with Y79 cells lysate 2800 ug.

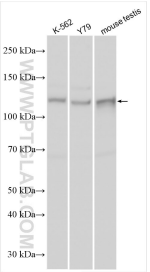

Various lysates were subjected to SDS PAGE followed by western blot with 16929-1-AP (PRPF40B antibody) at dilution of 1:10000 incubated at room temperature for 1.5 hours.