

For Research Use Only

Neurotrophin 3 Polyclonal antibody



Catalog Number: 18084-1-AP

3 Publications

Basic Information

Catalog Number:

18084-1-AP

Size:

150UL, Concentration: 220 µg/ml by Bradford method using BSA as the standard;

Source:

Rabbit

Isotype:

IgG

Immunogen Catalog Number:

AG12798

GenBank Accession Number:

BC069773

GeneID (NCBI):

4908

Full Name:

neurotrophin 3

Calculated MW:

257 aa, 29 kDa

Observed MW:

35 kDa

Purification Method:

Antigen affinity purification

Recommended Dilutions:

WB 1:1000-1:4000

IP 0.5-4.0 µg for IP and 1:500-1:1000 for WB

IF 1:20-1:200

Applications

Tested Applications:

IF, IP, WB, ELISA

Cited Applications:

IF, IHC, WB

Species Specificity:

human, mouse, rat

Cited Species:

human, mouse, rat

Positive Controls:

WB : SH-SY5Y cells, human placenta tissue

IP : SH-SY5Y cells,

IF : SH-SY5Y cells,

Background Information

Notable Publications

Author	Pubmed ID	Journal	Application
Wu WenBo	28952006	Neurochem Res	WB, IHC
Ke Wu	31651375	Stem Cell Res Ther	WB
Ming-Liang Zhang	28392360	Neurosci Lett	IF

Storage

Storage:

Store at -20°C. Stable for one year after shipment.

Storage Buffer:

PBS with 0.02% sodium azide and 50% glycerol pH 7.3.

Aliquoting is unnecessary for -20°C storage


For technical support and original validation data for this product please contact:

T: 1 (888) 4PTGLAB (1-888-478-4522) (toll free in USA), or 1(312) 455-8498 (outside USA)

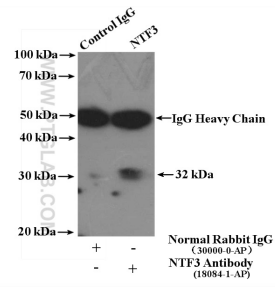
E: proteintech@ptglab.com
W: ptglab.com

This product is exclusively available under Proteintech Group brand and is not available to purchase from any other manufacturer.

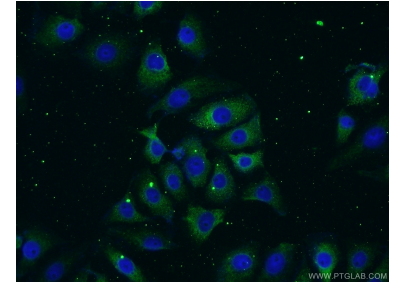
Selected Validation Data



SH-SY5Y cells were subjected to SDS PAGE followed by western blot with 18084-1-AP (Neurotrophin 3 antibody) at dilution of 1:1000 incubated at room temperature for 1.5 hours.



IP Result of anti-Neurotrophin 3 (IP:18084-1-AP, 4ug; Detection:18084-1-AP 1:800) with SH-SY5Y cells lysate 1600ug.



Immunofluorescent analysis of (-20 Ethanol) fixed SH-SY5Y cells using 18084-1-AP (Neurotrophin 3 antibody) at dilution of 1:50 and Alexa Fluor 488-conjugated AffiniPure Goat Anti-Rabbit IgG(H+L).