

For Research Use Only

Frizzled 10 Polyclonal antibody

Catalog Number: 18175-1-AP

8 Publications



Basic Information

Catalog Number: 18175-1-AP	GenBank Accession Number: BC074998	Purification Method: Antigen affinity purification
Size: 150ul , Concentration: 550 ug/ml by Nanodrop and 300 ug/ml by Bradford method using BSA as the standard;	GeneID (NCBI): 11211	Recommended Dilutions: WB 1:500-1:1000
Source: Rabbit	UNIPROT ID: Q9ULW2	IHC 1:20-1:200
Isotype: IgG	Full Name: frizzled homolog 10 (Drosophila)	IF-P 1:50-1:500
Immunogen Catalog Number: AG12867	Calculated MW: 581 aa, 65 kDa	
	Observed MW: 65 kDa	

Applications

Tested Applications: WB, IHC, IF-P, ELISA	Positive Controls: WB : mouse kidney tissue, HeLa cells
Cited Applications: WB, IHC, IF	IHC : human kidney tissue,
Species Specificity: human, mouse, rat	IF-P : human kidney tissue,
Cited Species: human, mouse, chicken, zebrafish, goat	
Note-IHC: suggested antigen retrieval with TE buffer pH 9.0; (*) Alternatively, antigen retrieval may be performed with citrate buffer pH 6.0	

Background Information

FZD10 (Frizzled homolog 10) is a member of the frizzled gene family, and considered as a seven-transmembrane Wnt-signaling receptor. FZD10 is expressed at high levels on the cell surface of almost all synovial sarcoma tissues but absent in most normal organs except for placenta. Up-regulation of FZD10 mRNA in several types of human cells might lead to carcinogenesis through activation of the beta-catenin-TCF signaling pathway with some class of WNTs.

Notable Publications

Author	Pubmed ID	Journal	Application
Wenjia Liu	30555565	Theranostics	WB
Alison E Jarmas	34732708	Nat Commun	WB,FC
Qian Sun	25017705	Int J Oncol	WB

Storage


Storage:
Store at -20°C. Stable for one year after shipment.
Storage Buffer:
PBS with 0.02% sodium azide and 50% glycerol, pH7.3
Aliquoting is unnecessary for -20°C storage

*** 20ul sizes contain 0.1% BSA

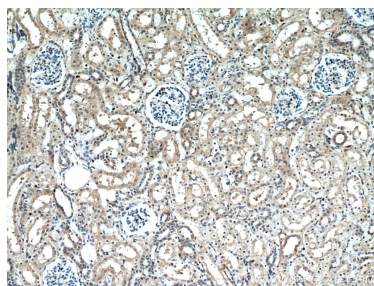
For technical support and original validation data for this product please contact:
T: 1 (888) 4PTGLAB (1-888-478-4522) (toll free in USA), or 1(312) 455-8498 (outside USA)
E: proteintech@ptglab.com
W: ptglab.com

This product is exclusively available under Proteintech Group brand and is not available to purchase from any other manufacturer.

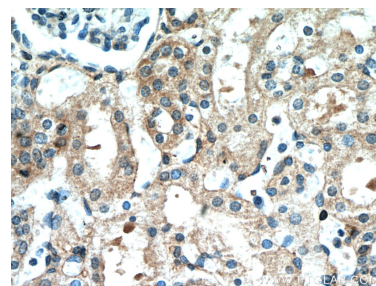
Selected Validation Data



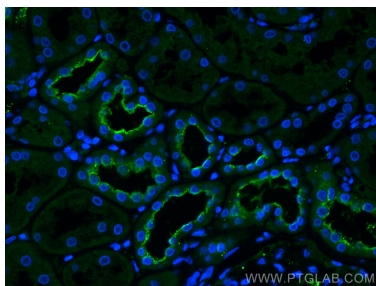
mouse kidney tissue were subjected to SDS PAGE followed by western blot with 18175-1-AP (Frizzled 10 antibody) at dilution of 1:800 incubated at room temperature for 1.5 hours.



Immunohistochemical analysis of paraffin-embedded human kidney using 18175-1-AP (Frizzled 10 antibody) at dilution of 1:100 (under 10x lens).



Immunohistochemical analysis of paraffin-embedded human kidney using 18175-1-AP (Frizzled 10 antibody) at dilution of 1:100 (under 40x lens).



Immunofluorescent analysis of (4% PFA) fixed human kidney tissue using Frizzled 10 antibody (18175-1-AP) at dilution of 1:200 and CoraLite®488-Conjugated Goat Anti-Rabbit IgG(H+L).