

For Research Use Only

# FOXO4 Polyclonal antibody

Catalog Number: 21535-1-AP

Featured Product

7 Publications



## Basic Information

### Catalog Number:

21535-1-AP

### Size:

150ul, Concentration: 500 µg/ml by Nanodrop and 393 µg/ml by Bradford method using BSA as the standard;

### Source:

Rabbit

### Isotype:

IgG

### Immunogen Catalog Number:

AG16169

### GenBank Accession Number:

BC106761

### GeneID (NCBI):

4303

### Full Name:

forkhead box O4

### Calculated MW:

505 aa, 54 kDa

### Observed MW:

65 kDa

### Purification Method:

Antigen affinity purification

### Recommended Dilutions:

WB 1:500-1:3000

IHC 1:20-1:200

## Applications

### Tested Applications:

IHC, WB, ELISA

### Cited Applications:

IHC, WB

### Species Specificity:

human, mouse, rat

### Cited Species:

canine, human, mouse, rat

**Note-IHC: suggested antigen retrieval with TE buffer pH 9.0; (\*) Alternatively, antigen retrieval may be performed with citrate buffer pH 6.0**

### Positive Controls:

WB: PC-12 cells, mouse heart tissue, mouse uterus tissue, mouse kidney tissue, rat kidney tissue

IHC: human kidney tissue,

## Background Information

FOXO4, also named as AFX, AFX1 and MLLT7, is a transcription factor which involved in the regulation of the insulin signaling pathway. It binds to insulin-response elements (IREs) and can activate transcription of IGFBP1. FOXO down-regulates expression of HIF1A and suppresses hypoxia-induced transcriptional activation of HIF1A-modulated genes. It is involved in negative regulation of the cell cycle. A chromosomal aberration involving FOXO4 is found in acute leukemias. The antibody can recognize isoform 1 and isoform Zeta of FOXO4.

## Notable Publications

Author	Pubmed ID	Journal	Application
Shu Yang	29376352	J Agric Food Chem	WB
Gaelle Auguste	29317431	Circ Res	WB
Min Qi	32070707	Life Sci	WB

## Storage

### Storage:

Store at -20°C. Stable for one year after shipment.

### Storage Buffer:

PBS with 0.02% sodium azide and 50% glycerol pH 7.3.

Aliquoting is unnecessary for -20°C storage

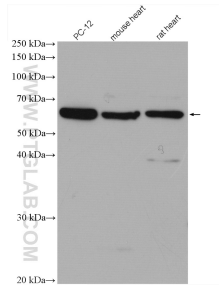
For technical support and original validation data for this product please contact:

T: 1 (888) 4PTGLAB (1-888-478-4522) (toll free in USA), or 1(312) 455-8498 (outside USA)

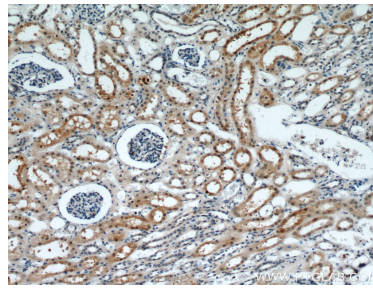
E: [proteintech@ptglab.com](mailto:proteintech@ptglab.com)  
W: [ptglab.com](http://ptglab.com)

**This product is exclusively available under Proteintech Group brand and is not available to purchase from any other manufacturer.**

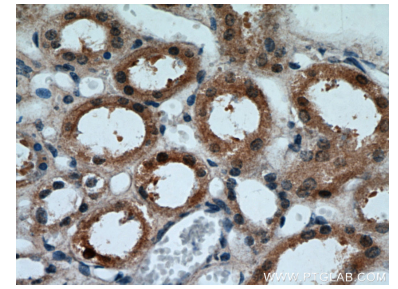
## Selected Validation Data



Various lysates were subjected to SDS PAGE followed by western blot with 21535-1-AP (FOXO4 antibody) at dilution of 1:1500 incubated at room temperature for 1.5 hours.



Immunohistochemical analysis of paraffin-embedded human kidney using 21535-1-AP (FOXO4 antibody) at dilution of 1:100 (under 10x lens).



Immunohistochemical analysis of paraffin-embedded human kidney using 21535-1-AP (FOXO4 antibody) at dilution of 1:100 (under 40x lens).