

For Research Use Only

# DSG2 Polyclonal antibody

Catalog Number: 21880-1-AP

Featured Product

5 Publications



## Basic Information

### Catalog Number:

21880-1-AP

### Size:

150ul, Concentration: 500 µg/ml by Nanodrop and 233 µg/ml by Bradford method using BSA as the standard;

### Source:

Rabbit

### Isotype:

IgG

### Immunogen Catalog Number:

AG16393

### GenBank Accession Number:

BC099655

### GeneID (NCBI):

1829

### Full Name:

desmoglein 2

### Calculated MW:

1118 aa, 122 kDa

### Observed MW:

145-150 kDa

### Purification Method:

Antigen affinity purification

### Recommended Dilutions:

WB 1:1000-1:4000

IP 0.5-4.0 ug for IP and 1:500-1:2000 for WB

IF 1:50-1:500

## Applications

### Tested Applications:

IF, IP, WB, ELISA

### Cited Applications:

IF, WB

### Species Specificity:

human, mouse, rat

### Cited Species:

human, mouse

### Positive Controls:

WB : HepG2 cells, HEK-293 cells, HeLa cells, A431 cells, A549 cells

IP : HepG2 cells,

IF : A431 cells,

## Background Information

Desmosomes are cell-cell junctions between epithelial, myocardial, and certain other cell types. Desmosomal cadherins, consisting of four desmogleins (DSG1-4) and three desmocollins (DSC1-3) in humans, mediate adhesion through calcium-dependent homophilic/heterophilic interactions. DSG2 is a single-pass transmembrane glycoprotein that is widely expressed in epithelial and non-epithelial tissues, such as the intestine, epidermis, testis, and heart (PMID:21715983). Defects in DSG2 are the cause of familial arrhythmogenic right ventricular dysplasia type 10 (ARVD10), and genetic variations in DSG2 are the cause of susceptibility to cardiomyopathy dilated type 1BB (CMD1BB).

## Notable Publications

Author	Pubmed ID	Journal	Application
Jianhai Zhang	27237588	Food Chem Toxicol	WB
Chen Zhang	24826891	Helicobacter	IF
Indrajyoti Indra	34260281	Mol Biol Cell	IF

## Storage

### Storage:

Store at -20°C. Stable for one year after shipment.

### Storage Buffer:

PBS with 0.02% sodium azide and 50% glycerol pH 7.3.

Aliquoting is unnecessary for -20°C storage

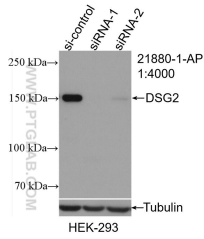
For technical support and original validation data for this product please contact:

T: 1 (888) 4PTGLAB (1-888-478-4522) (toll free in USA), or 1(312) 455-8498 (outside USA)

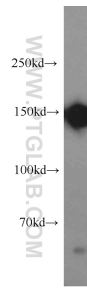
E: proteintech@ptglab.com  
W: ptglab.com

This product is exclusively available under Proteintech Group brand and is not available to purchase from any other manufacturer.

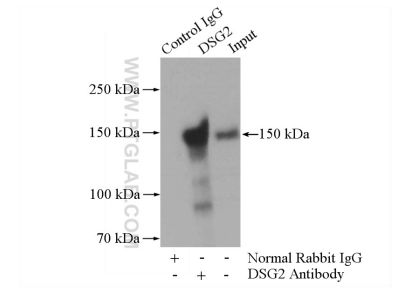
## Selected Validation Data



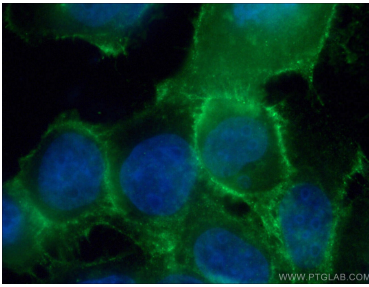
WB result of DSG2 antibody (21880-1-AP; 1:4000; incubated at room temperature for 1.5 hours) with sh-Control and sh-DSG2 transfected HEK-293 cells.



HepG2 cells were subjected to SDS PAGE followed by western blot with 21880-1-AP (DSG2 antibody) at dilution of 1:1000 incubated at room temperature for 1.5 hours.



IP Result of anti-DSG2 (IP:21880-1-AP, 4ug; Detection:21880-1-AP 1:1000) with HepG2 cells lysate 3600ug.



Immunofluorescent analysis of (-20°C Ethanol) fixed A431 cells using 21880-1-AP (DSG2 antibody) at dilution of 1:50 and Alexa Fluor 488-Conjugated AffiniPure Goat Anti-Rabbit IgG(H+L).