

For Research Use Only

# VMA21 Polyclonal antibody

Catalog Number: 21921-1-AP **1 Publications**



## Basic Information

**Catalog Number:**

21921-1-AP

**Size:**

150UL, Concentration: 500 µg/ml by Nanodrop and 200 µg/ml by Bradford method using BSA as the standard;

**Source:**

Rabbit

**Isotype:**

IgG

**Immunogen Catalog Number:**

AG16439

**GenBank Accession Number:**

BC105694

**GeneID (NCBI):**

203547

**Full Name:**

VMA21 vacuolar H<sup>+</sup>-ATPase homolog (S. cerevisiae)

**Calculated MW:**

101 aa, 11 kDa

**Observed MW:**

11 kDa

**Purification Method:**

Antigen affinity purification

**Recommended Dilutions:**

WB 1:1000-1:4000

IP 0.5-4.0 µg for IP and 1:500-1:2000

for WB

IHC 1:50-1:500

## Applications

**Tested Applications:**

IHC, IP, WB, ELISA

**Cited Applications:**

WB

**Species Specificity:**

human, mouse, rat

**Cited Species:**

human

**Note-IHC: suggested antigen retrieval with TE buffer pH 9.0; (\*) Alternatively, antigen retrieval may be performed with citrate buffer pH 6.0**

**Positive Controls:**

WB: A431 cells, MCF-7 cells, human placenta tissue, mouse thymus tissue, HepG2 cells

IP: MCF-7 cells,

IHC: mouse brain tissue, human kidney tissue

## Background Information

### Notable Publications

Author	Pubmed ID	Journal	Application
Chioniso P Masamha	24814343	Nature	WB

## Storage

**Storage:**

Store at -20°C. Stable for one year after shipment.

**Storage Buffer:**

PBS with 0.02% sodium azide and 50% glycerol pH 7.3.

Aliquoting is unnecessary for -20°C storage


For technical support and original validation data for this product please contact:

T: 1 (888) 4PTGLAB (1-888-478-4522) (toll free in USA), or 1(312) 455-8498 (outside USA)

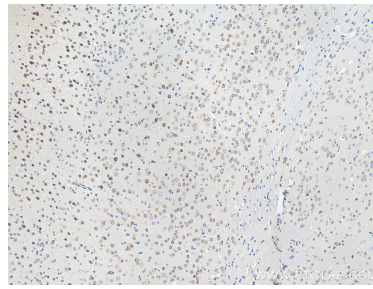
E: proteintech@ptglab.com  
W: ptglab.com

**This product is exclusively available under Proteintech Group brand and is not available to purchase from any other manufacturer.**

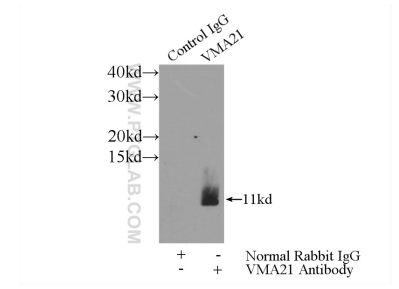
## Selected Validation Data



Various lysates were subjected to SDS PAGE followed by western blot with 21921-1-AP (VMA21 antibody) at dilution of 1:2000 incubated at room temperature for 1.5 hours.



Immunohistochemical analysis of paraffin-embedded mouse brain tissue slide using 21921-1-AP (VMA21 antibody) at dilution of 1:200 (under 10x lens). Heat mediated antigen retrieval with Tris-EDTA buffer (pH 9.0).



IP Result of anti-VMA21 (IP:21921-1-AP, 3ug; Detection:21921-1-AP 1:1000) with MCF-7 cells lysate 4000ug.