

For Research Use Only

TRIF/TICAM1 Polyclonal antibody



Catalog Number: 23288-1-AP

6 Publications

Basic Information

Catalog Number:

23288-1-AP

Size:

150ul , Concentration: 500 µg/ml by Nanodrop and 300 µg/ml by Bradford method using BSA as the standard;

Source:

Rabbit

Isotype:

IgG

Immunogen Catalog Number:

AG19779

GenBank Accession Number:

BC035331

GeneID (NCBI):

148022

Full Name:

toll-like receptor adaptor molecule 1

Calculated MW:

712 aa, 76 kDa

Observed MW:

76 kDa

Purification Method:

Antigen affinity purification

Recommended Dilutions:

WB 1:500-1:2000

IHC 1:50-1:500

Applications

Tested Applications:

IHC, WB, ELISA

Cited Applications:

WB

Species Specificity:

human

Cited Species:

human, mouse, pig, rat

Note-IHC: suggested antigen retrieval with TE buffer pH 9.0; (*) Alternatively, antigen retrieval may be performed with citrate buffer pH 6.0

Positive Controls:

WB : Raji cells, Ramos cells

IHC : human brain tissue, human liver tissue, human testis tissue

Background Information

Notable Publications

Author	Pubmed ID	Journal	Application
Jiaming Guo	29156775	Oncotarget	WB
Boxun Zhang	33224253	Evid Based Complement Alternat Med	WB
Xin Zong	33999206	Nucleic Acids Res	WB

Storage

Storage:

Store at -20°C. Stable for one year after shipment.

Storage Buffer:

PBS with 0.02% sodium azide and 50% glycerol pH 7.3.

Aliquoting is unnecessary for -20°C storage


For technical support and original validation data for this product please contact:

T: 1 (888) 4PTGLAB (1-888-478-4522) (toll free in USA), or 1(312) 455-8498 (outside USA)

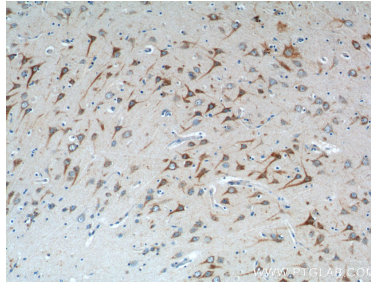
E: proteintech@ptglab.com
W: ptglab.com

This product is exclusively available under Proteintech Group brand and is not available to purchase from any other manufacturer.

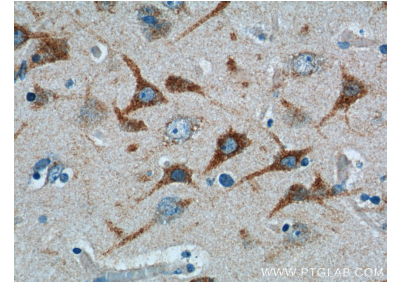
Selected Validation Data



Raji cells were subjected to SDS PAGE followed by western blot with 23288-1-AP (TRIF/TICAM1 antibody) at dilution of 1:1000 incubated at room temperature for 1.5 hours.



Immunohistochemical analysis of paraffin-embedded human brain tissue slide using 23288-1-AP (TRIF/TICAM1 antibody) at dilution of 1:200 (under 10x lens).



Immunohistochemical analysis of paraffin-embedded human brain tissue slide using 23288-1-AP (TRIF/TICAM1 antibody) at dilution of 1:200 (under 40x lens).