

For Research Use Only

ABCA8 Polyclonal ANTIBODY

Catalog Number: 24351-1-AP



Basic Information

Catalog Number: 24351-1-AP	GenBank Accession Number: bc130280	Purification Method: Antigen affinity purification
Size: 150UL, Concentration: 367 µg/ml by Bradford method using BSA as the standard;	GeneID (NCBI): 10351	Recommended Dilutions: WB 1:200-1:1000 IHC 1:50-1:500
Source: Rabbit	Full Name: ATP-binding cassette, sub-family A (ABC1), member 8	
Isotype: IgG	Calculated MW: 1581 aa, 179 kDa	
Immunogen Catalog Number: AG18991	Observed MW: 160-180 kDa	

Applications

Tested Applications:

IHC, WB, ELISA

Species Specificity:

human, mouse

Note-IHC: suggested antigen retrieval with TE buffer pH 9.0; (*) Alternatively, antigen retrieval may be performed with citrate buffer pH 6.0

Positive Controls:

WB: mouse brain tissue,

IHC: human liver tissue, mouse brain tissue

Background Information

Storage

Storage:

Store at -20°C. Stable for one year after shipment.

Storage Buffer:

PBS with 0.1% sodium azide and 50% glycerol pH 7.3.

Aliquoting is unnecessary for -20°C storage


For technical support and original validation data for this product please contact:

T: 1 (888) 4PTGLAB (1-888-478-4522) (toll free in USA), or 1(312) 455-8498 (outside USA)

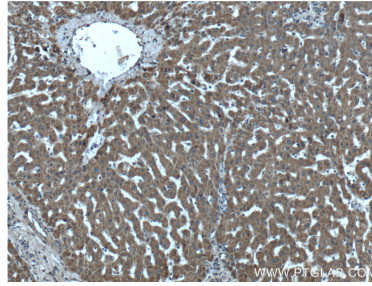
E: proteintech@ptglab.com
W: ptglab.com

This product is exclusively available under Proteintech Group brand and is not available to purchase from any other manufacturer.

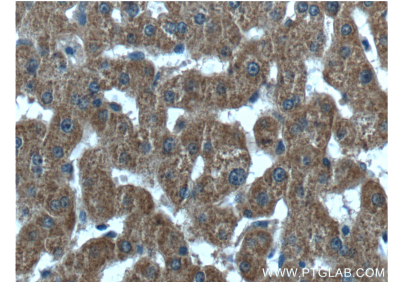
Selected Validation Data



mouse brain tissue were subjected to SDS PAGE followed by western blot with 24351-1-AP (ABCA8 Antibody) at dilution of 1:300 incubated at room temperature for 1.5 hours.



Immunohistochemical analysis of paraffin-embedded human liver tissue slide using 24351-1-AP (ABCA8 Antibody) at dilution of 1:200 (under 10x lens).



Immunohistochemical analysis of paraffin-embedded human liver tissue slide using 24351-1-AP (ABCA8 Antibody) at dilution of 1:200 (under 40x lens).