

For Research Use Only

ATXN2L PolyClonal ANTIBODY



Catalog Number: 24822-1-AP

1 Publications

Basic Information

Catalog Number:
24822-1-AP

Size:
44 µg/150 µl

Source:
Rabbit

Isotype:
IgG

Purification Method:
Antigen affinity purification

Immunogen Catalog Number:
AG20581

GenBank Accession Number:
BC082760

GeneID (NCBI):
11273

Full Name:
ataxin 2-like

Calculated MW:
1062aa, 112 kDa

Observed MW:
~140 kDa

Recommended Dilutions:

WB 1:500-1:2000

IP 0.5-4.0 µg for IP and 1:1000-1:4000 for WB

IHC 1:20-1:200

Applications

Tested Applications:

IHC, IP, WB, ELISA

Cited Applications:

WB

Species Specificity:

human, mouse

Cited Species:

human

Note: suggested antigen retrieval with TE buffer pH 9.0; (*) Alternatively, antigen retrieval may be performed with citrate buffer pH 6.0

Positive Controls:

WB : Jurkat cells; mouse thymus tissue

IP : HeLa cells;

IHC : human tonsillitis tissue; human testis tissue

Background Information

Notable Publications

Author	Pubmed ID	Journal	Application
Li Lin	30787271	Cell Death Dis	WB

Storage

Storage:

Store at -20°C. Stable for one year after shipment.

Storage Buffer:

PBS with 0.1% sodium azide and 50% glycerol pH 7.3.

Aliquoting is unnecessary for -20°C storage


For technical support and original validation data for this product please contact:

T: 1 (888) 4PTGLAB (1-888-478-4522) (toll free in USA), or 1(312) 455-8498 (outside USA)

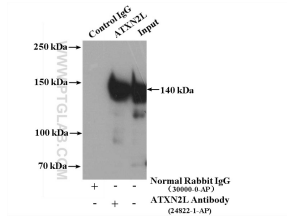
E: proteintech@ptglab.com
W: ptglab.com

This product is exclusively available under Proteintech Group brand and is not available to purchase from any other manufacturer.

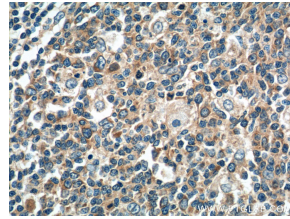
Selected Validation Data



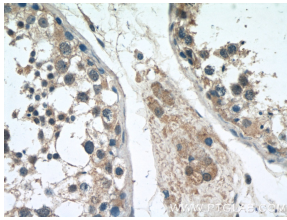
Jurkat cells were subjected to SDS PAGE followed by western blot with 24822-1-AP(ATXN2L Antibody) at dilution of 1:1000 incubated at room temperature for 1.5 hours



IP Result of anti-ATXN2L (IP:24822-1-AP, 4ug; Detection:24822-1-AP 1:2000) with HeLa cells lysate 2400ug.



Immunohistochemistry of paraffin-embedded human tonsillitis tissue slide using 24822-1-AP(ATXN2L Antibody) at dilution of 1:50 (under 40x lens)



Immunohistochemistry of paraffin-embedded human testis tissue slide using 24822-1-AP(ATXN2L Antibody) at dilution of 1:50 (under 40x lens)