

For Research Use Only

# ST3GAL3 Polyclonal ANTIBODY



Catalog Number: 24925-1-AP

Featured Product

1 Publications

## Basic Information

**Catalog Number:**

24925-1-AP

**Size:**

150UL, Concentration: 200 µg/ml by Bradford method using BSA as the standard;

**Source:**

Rabbit

**Isotype:**

IgG

**Immunogen Catalog Number:**

AG20795

**GenBank Accession Number:**

BC050380

**GeneID (NCBI):**

6487

**Full Name:**

ST3 beta-galactoside alpha-2,3-sialyltransferase 3

**Calculated MW:**

375 aa, 42 kDa

**Observed MW:**

44-55 kDa

**Purification Method:**

Antigen affinity purification

**Recommended Dilutions:**

WB 1:200-1:1000

IHC 1:50-1:500

## Applications

**Tested Applications:**

IHC, WB, ELISA

**Cited Applications:**

IHC, WB

**Species Specificity:**

human, mouse

**Cited Species:**

human

**Note-IHC: suggested antigen retrieval with **TE buffer pH 9.0**; (\*) Alternatively, antigen retrieval may be performed with **citrate buffer pH 6.0****

**Positive Controls:**

WB: mouse liver tissue,

IHC: human skin tissue,

## Background Information

### Notable Publications

Author	Pubmed ID	Journal	Application
Ming Yu	30220088	FEBS Lett	WB,IHC

## Storage

**Storage:**

Store at -20°C. Stable for one year after shipment.

**Storage Buffer:**

PBS with 0.1% sodium azide and 50% glycerol pH 7.3.

Aliquoting is unnecessary for -20°C storage


For technical support and original validation data for this product please contact:

T: 1 (888) 4PTGLAB (1-888-478-4522) (toll free in USA), or 1(312) 455-8498 (outside USA)

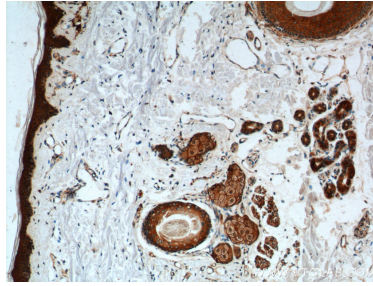
E: proteintech@ptglab.com  
W: ptglab.com

**This product is exclusively available under Proteintech Group brand and is not available to purchase from any other manufacturer.**

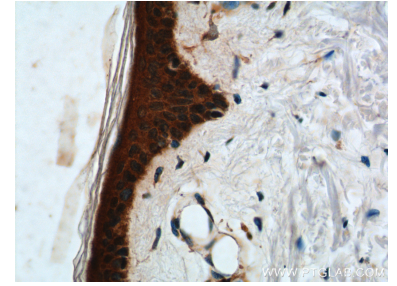
## Selected Validation Data



mouse liver tissue were subjected to SDS PAGE followed by western blot with 24925-1-AP (ST3GAL3 Antibody) at dilution of 1:300 incubated at room temperature for 1.5 hours.



Immunohistochemical analysis of paraffin-embedded human skin tissue slide using 24925-1-AP (ST3GAL3 Antibody) at dilution of 1:200 (under 10x lens).



Immunohistochemical analysis of paraffin-embedded human skin tissue slide using 24925-1-AP (ST3GAL3 Antibody) at dilution of 1:200 (under 40x lens).