

For Research Use Only

Annexin A13 Polyclonal antibody

Catalog Number: 25153-1-AP



Basic Information

Catalog Number:

25153-1-AP

Size:

150ul , Concentration: 313 µg/ml by Bradford method using BSA as the standard;

Source:

Rabbit

Isotype:

IgG

Immunogen Catalog Number:

AG18581

GenBank Accession Number:

BC125158

GeneID (NCBI):

312

Full Name:

annexin A13

Calculated MW:

316 aa, 35 kDa

Observed MW:

35 kDa / 40 kDa

Purification Method:

Antigen affinity purification

Recommended Dilutions:

WB 1:500-1:2000

IHC 1:20-1:200

Applications

Tested Applications:

IHC, WB, ELISA

Species Specificity:

human, mouse

Note-IHC: suggested antigen retrieval with TE buffer pH 9.0; (*) Alternatively, antigen retrieval may be performed with citrate buffer pH 6.0

Positive Controls:

WB : mouse skeletal muscle tissue, mouse small intestine tissue

IHC : human small intestine tissue,

Background Information

Storage

Storage:

Store at -20°C. Stable for one year after shipment.

Storage Buffer:

PBS with 0.02% sodium azide and 50% glycerol pH 7.3.

Aliquoting is unnecessary for -20°C storage


For technical support and original validation data for this product please contact:

T: 1 (888) 4PTGLAB (1-888-478-4522) (toll free in USA), or 1(312) 455-8498 (outside USA)


E: proteintech@ptglab.com
W: ptglab.com

This product is exclusively available under Proteintech Group brand and is not available to purchase from any other manufacturer.

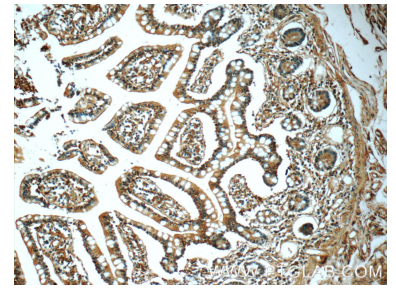
Selected Validation Data



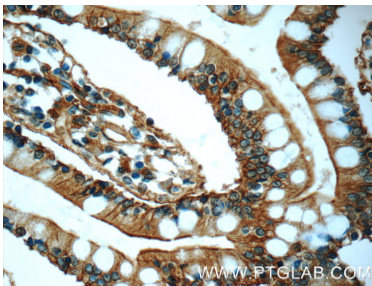
mouse small intestine tissue were subjected to SDS PAGE followed by western blot with 25153-1-AP (Annexin A13 antibody at dilution of 1:1000 incubated at room temperature for 1.5 hours.



mouse skeletal muscle tissue were subjected to SDS PAGE followed by western blot with 25153-1-AP (Annexin A13 antibody at dilution of 1:1000 incubated at room temperature for 1.5 hours.



Immunohistochemical analysis of paraffin-embedded human small intestine tissue slide using 25153-1-AP (Annexin A13 antibody at dilution of 1:50 (under 10x lens).



Immunohistochemical analysis of paraffin-embedded human small intestine tissue slide using 25153-1-AP (Annexin A13 antibody at dilution of 1:50 (under 40x lens).