

For Research Use Only

DAAM2 Polyclonal ANTIBODY

Catalog Number: 25206-1-AP



Basic Information

Catalog Number:
25206-1-AP

Size:
51 µg/150 µl

Source:
Rabbit

Isotype:
IgG

Purification Method:
Antigen affinity purification

Immunogen Catalog Number:
AG18955

GenBank Accession Number:
BC128388

GeneID (NCBI):
23500

Full Name:
dishevelled associated activator of
morphogenesis 2

Calculated MW:
1068aa, 123 kDa

Observed MW:
100-130 kDa

Recommended Dilutions:

WB 1:500-1:1000

IHC 1:50-1:500

Applications

Tested Applications:

IHC, WB, ELISA

Species Specificity:

human, mouse, rat

Note: suggested antigen retrieval with TE buffer pH 9.0; (*) Alternatively, antigen retrieval may be performed with citrate buffer pH 6.0

Positive Controls:

WB : mouse brain tissue; rat brain tissue,
Transfected HEK-293 cells

IHC : mouse heart tissue; human gliomas tissue

Background Information

Notable Publications

Author	Pubmed ID	Journal	Application
--------	-----------	---------	-------------

Storage

Storage:

Store at -20°C. Stable for one year after shipment.

Storage Buffer:

PBS with 0.1% sodium azide and 50% glycerol pH 7.3.

Aliquoting is unnecessary for -20°C storage

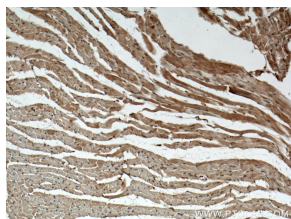
For technical support and original validation data for this product please contact:

T: 1 (888) 4PTGLAB (1-888-478-4522) (toll free in USA), or 1(312) 455-8498 (outside USA)

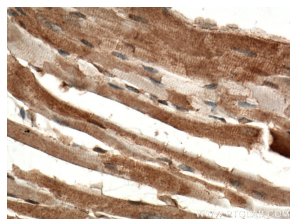
E: proteintech@ptglab.com
W: ptglab.com

This product is exclusively available under Proteintech Group brand and is not available to purchase from any other manufacturer.

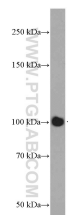
Selected Validation Data



Immunohistochemistry of paraffin-embedded mouse heart tissue slide using 25206-1-AP (DAAM2 antibody) at dilution of 1:200 (under 10x lens) heat mediated antigen retrieved with Tris-EDTA buffer(pH9).



Immunohistochemistry of paraffin-embedded mouse heart tissue slide using 25206-1-AP (DAAM2 antibody) at dilution of 1:200 (under 40x lens) heat mediated antigen retrieved with Tris-EDTA buffer(pH9).



mouse brain tissue were subjected to SDS PAGE followed by western blot with 25206-1-AP (DAAM2 Antibody) at dilution of 1:600 incubated at room temperature for 1.5 hours