

For Research Use Only

VEGFA Polyclonal ANTIBODY

Catalog Number: 26381-1-AP



Basic Information

Catalog Number:
26381-1-AP

Size:
35 µg/150 µl

Source:
Rabbit

Isotype:
IgG

Purification Method:
Antigen affinity purification

Immunogen Catalog Number:
AC24740

GenBank Accession Number:
BC065522

GeneID (NCBI):
7422

Full Name:
vascular endothelial growth factor A

Calculated MW:
412aa, 46 kDa

Observed MW:
45 kDa

Recommended Dilutions:
WB 1:500-1:3000
IHC 1:50-1:500

Applications

Tested Applications:
IHC, WB, ELISA

Species Specificity:
human

**Note-IHC: suggested antigen retrieval with
TE buffer pH 9.0; (*) Alternatively, antigen
retrieval may be performed with citrate
buffer pH 6.0**

Positive Controls:

WB : HEK-293T cells; HeLa cells, Jurkat cells

IHC : human liver cancer tissue; human kidney
tissue

Background Information

Notable Publications

Author	Pubmed ID	Journal	Application
--------	-----------	---------	-------------

Storage

Storage:
Store at -20°C. Stable for one year after shipment.
Storage Buffer:
PBS with 0.1% sodium azide and 50% glycerol pH 7.3.
Aliquoting is unnecessary for -20°C storage

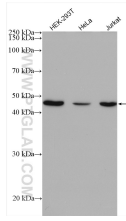
For technical support and original validation data for this
product please contact:

T: 1 (888) 4PTGLAB (1-888-478-4522) (toll
free in USA), or 1(312) 455-8498 (outside
USA)

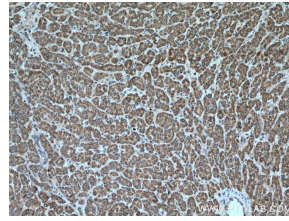
E: proteintech@ptglab.com
W: ptglab.com

This product is exclusively available under
Proteintech Group brand and is not available to
purchase from any other manufacturer.

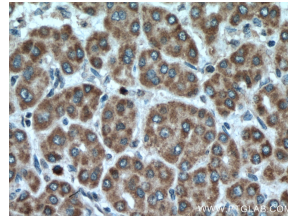
Selected Validation Data



Various lysates were subjected to SDS PAGE followed by western blot with 26381-1-AP (VEGFA antibody) at dilution of 1:1500 incubated at room temperature for 1.5 hours



Immunohistochemical analysis of paraffin-embedded human liver cancer tissue slide using 26381-1-AP (VEGFA antibody) at dilution of 1:200 (under 10x lens), heat mediated antigen retrieved with Tris-EDTA buffer(pH9).



Immunohistochemical analysis of paraffin-embedded human liver cancer tissue slide using 26381-1-AP (VEGFA antibody) at dilution of 1:200 (under 40x lens), heat mediated antigen retrieved with Tris-EDTA buffer(pH9).