

For Research Use Only

Nectin-2/PVRL2 Polyclonal antibody



Catalog Number: 27171-1-AP

1 Publications

Basic Information

Catalog Number: 27171-1-AP	GenBank Accession Number: BC003091	Purification Method: Antigen affinity purification
Size: 150ul , Concentration: 500 µg/ml by Nanodrop and 300 µg/ml by Bradford method using BSA as the standard;	GeneID (NCBI): 5819	Recommended Dilutions: WB 1:1000-1:3000 IHC 1:50-1:500
Source: Rabbit	Full Name: poliovirus receptor-related 2 (herpesvirus entry mediator B)	
Isotype: IgG	Calculated MW: 58 kDa	
Immunogen Catalog Number: AG26040	Observed MW: 60-70 kDa	

Applications

Tested Applications:

IHC, WB, ELISA

Cited Applications:

IHC

Species Specificity:

human, mouse, rat

Cited Species:

mouse

Note-IHC: suggested antigen retrieval with TE buffer pH 9.0; (*) Alternatively, antigen retrieval may be performed with citrate buffer pH 6.0

Positive Controls:

WB : rat kidney tissue, RAW 264.7 cells, mouse kidney tissue, Jurkat cells

IHC : human tonsillitis tissue, human kidney tissue

Background Information

Nectin 2, also named as PVRL2, CD112, HVEB, PRR2 and PVRR2, is an adhesion molecule widely expressed in cell lines of different lineages, including hematopoietic, neuronal, endothelial and epithelial cells. CD112 belongs to a new family of immunoglobulin-like molecules that includes four members (CD111, CD112, PRR3 and CD155) sharing an ectodomain made of three Ig domains, of V, C, C types. CD112 is expressed in the myelo-monocytic and megakaryocytic hematopoietic lineages and the function in hematopoiesis is currently unknown. CD112 is an intercellular homophilic adhesion. CD112 localizes specifically at adherens junctions via its cytoplasmic interaction with the scaffold F-actin binding protein afadin. Disruption of the murine CD112 gene leads to infertility of male mice with morphologically aberrant spermatozoa. CD112 mediates entry of some alphaherpesvirus mutants (also named HveB) via its V domain. CD112 is involved in cell to cell spreading of viruses.

Notable Publications

Author	Pubmed ID	Journal	Application
Changying Wang	31719643	Mucosal Immunol	IHC

Storage

Storage:

Store at -20°C. Stable for one year after shipment.

Storage Buffer:

PBS with 0.02% sodium azide and 50% glycerol pH 7.3.

Aliquoting is unnecessary for -20°C storage

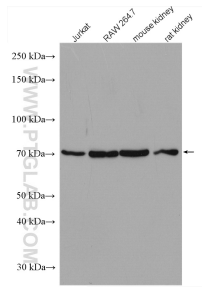
For technical support and original validation data for this product please contact:

T: 1 (888) 4PTGLAB (1-888-478-4522) (toll free in USA), or 1(312) 455-8498 (outside USA)

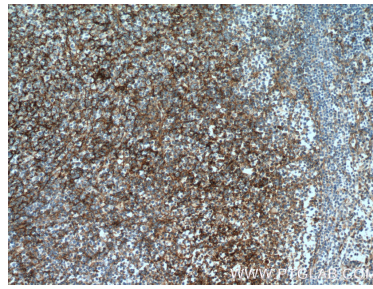
E: proteintech@ptglab.com
W: ptglab.com

This product is exclusively available under Proteintech Group brand and is not available to purchase from any other manufacturer.

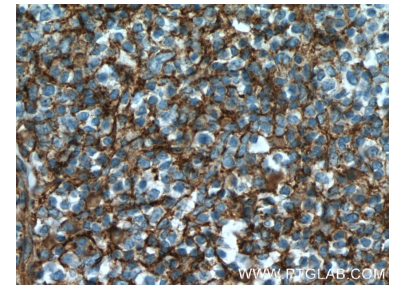
Selected Validation Data



Various lysates were subjected to SDS PAGE followed by western blot with 27171-1-AP (Nectin-2/PVRL2 antibody) at dilution of 1:2000 incubated at room temperature for 1.5 hours.



Immunohistochemical analysis of paraffin-embedded human tonsillitis tissue slide using 27171-1-AP (Nectin-2/PVRL2 antibody) at dilution of 1:200 (under 10x lens. Heat mediated antigen retrieval with Tris-EDTA buffer (pH 9.0).



Immunohistochemical analysis of paraffin-embedded human tonsillitis tissue slide using 27171-1-AP (Nectin-2/PVRL2 antibody) at dilution of 1:200 (under 40x lens. Heat mediated antigen retrieval with Tris-EDTA buffer (pH 9.0).