

For Research Use Only

BDH2 Polyclonal ANTIBODY



Catalog Number: 27207-1-AP

Featured Product

2 Publications

Basic Information

Catalog Number:

27207-1-AP

Size:

150UL, Concentration: 200 µg/ml by Bradford method using BSA as the standard;

Source:

Rabbit

Isotype:

IgG

Immunogen Catalog Number:

AG24934

GenBank Accession Number:

BC095414

GeneID (NCBI):

56898

Full Name:

3-hydroxybutyrate dehydrogenase, type 2

Observed MW:

27 kDa

Purification Method:

Antigen affinity purification

Recommended Dilutions:

WB 1:500-1:2000

IHC 1:100-1:400

Applications

Tested Applications:

IHC, WB, ELISA

Cited Applications:

IHC, WB

Species Specificity:

human

Cited Species:

human, mouse

Note-IHC: suggested antigen retrieval with TE buffer pH 9.0; (*) Alternatively, antigen retrieval may be performed with citrate buffer pH 6.0

Positive Controls:

WB: BxPC-3 cells, HeLa cells

IHC: human breast cancer tissue,

Background Information

Notable Publications

Author	Pubmed ID	Journal	Application
Jia-Zhou Liu	32605589	J Exp Clin Cancer Res	IHC
Tianxiao Yang	29618368	J Hematol Oncol	WB,IHC

Storage

Storage:

Store at -20°C. Stable for one year after shipment.

Storage Buffer:

PBS with 0.1% sodium azide and 50% glycerol pH 7.3.

Aliquoting is unnecessary for -20°C storage

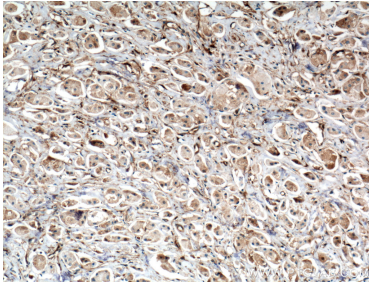
For technical support and original validation data for this product please contact:

T: 1 (888) 4PTGLAB (1-888-478-4522) (toll free in USA), or 1(312) 455-8498 (outside USA)

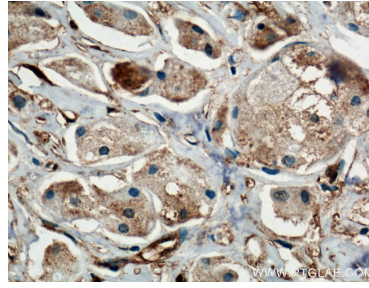
E: proteintech@ptglab.com
W: ptglab.com

This product is exclusively available under Proteintech Group brand and is not available to purchase from any other manufacturer.


Selected Validation Data



Immunohistochemical analysis of paraffin-embedded human breast cancer tissue slide using 27207-1-AP (BDH2 antibody) at dilution of 1:200 (under 10x lens. Heat mediated antigen retrieval with Tris-EDTA buffer (pH 9.0).



Immunohistochemical analysis of paraffin-embedded human breast cancer tissue slide using 27207-1-AP (BDH2 antibody) at dilution of 1:200 (under 40x lens. Heat mediated antigen retrieval with Tris-EDTA buffer (pH 9.0).



BxPC-3 cells were subjected to SDS PAGE followed by western blot with 27207-1-AP (BDH2 Antibody) at dilution of 1:1000 incubated at room temperature for 1.5 hours.