

For Research Use Only

ADAL Polyclonal antibody

Catalog Number: 27369-1-AP



Basic Information

Catalog Number:

27369-1-AP

Size:

150ul , Concentration: 400 µg/ml by Bradford method using BSA as the standard;

Source:

Rabbit

Isotype:

IgG

Immunogen Catalog Number:

AG25949

GenBank Accession Number:

BC075857

GeneID (NCBI):

161823

Full Name:

adenosine deaminase-like

Calculated MW:

267 aa, 30 kDa

Observed MW:

38 kDa

Purification Method:

Antigen affinity purification

Recommended Dilutions:

WB 1:1000-1:4000

IHC 1:50-1:500

Applications

Tested Applications:

IHC, WB, ELISA

Species Specificity:

human

Note-IHC: suggested antigen retrieval with TE buffer pH 9.0; (*) Alternatively, antigen retrieval may be performed with citrate buffer pH 6.0

Positive Controls:

WB : Jurkat cells, LNCaP cells

IHC : human heart tissue, human breast cancer tissue

Background Information

Storage

Storage:

Store at -20°C. Stable for one year after shipment.

Storage Buffer:

PBS with 0.02% sodium azide and 50% glycerol pH 7.3.

Aliquoting is unnecessary for -20°C storage


For technical support and original validation data for this product please contact:

T: 1 (888) 4PTGLAB (1-888-478-4522) (toll free in USA), or 1(312) 455-8498 (outside USA)

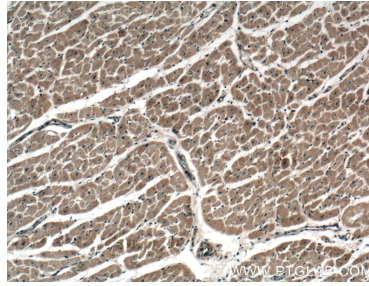
E: proteintech@ptglab.com
W: ptglab.com

This product is exclusively available under Proteintech Group brand and is not available to purchase from any other manufacturer.

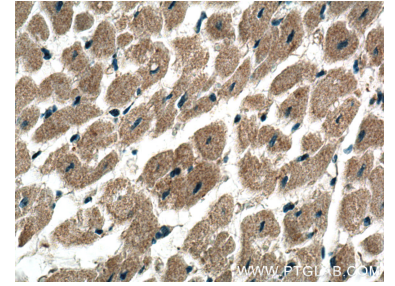
Selected Validation Data



Various lysates were subjected to SDS PAGE followed by western blot with 27369-1-AP (ADAL antibody) at dilution of 1:2000 incubated at room temperature for 1.5 hours.



Immunohistochemical analysis of paraffin-embedded human heart tissue slide using 27369-1-AP (ADAL Antibody) at dilution of 1:200 (under 10x lens).



Immunohistochemical analysis of paraffin-embedded human heart tissue slide using 27369-1-AP (ADAL Antibody) at dilution of 1:200 (under 40x lens).