

For Research Use Only

# Flotillin 2 Polyclonal antibody

Catalog Number: 28208-1-AP

8 Publications



## Basic Information

### Catalog Number:

28208-1-AP

### Size:

150ul, Concentration: 260 ug/ml by Nanodrop and 200 ug/ml by Bradford method using BSA as the standard;

### Source:

Rabbit

### Isotype:

IgG

### Immunogen Catalog Number:

AG28308

### GenBank Accession Number:

BC017292

### GeneID (NCBI):

2319

### UNIPROT ID:

Q14254

### Full Name:

flotillin 2

### Calculated MW:

379 aa, 42 kDa

### Observed MW:

48 kDa

### Purification Method:

Antigen affinity purification

### Recommended Dilutions:

WB: 1:500-1:3000

IHC: 1:50-1:500

IF/ICC: 1:400-1:1600

## Applications

### Tested Applications:

WB, IHC, IF/ICC, ELISA

### Cited Applications:

WB, IHC, IF

### Species Specificity:

human, mouse, rat

### Cited Species:

human, mouse

**Note-IHC: suggested antigen retrieval with TE buffer pH 9.0; (\*) Alternatively, antigen retrieval may be performed with citrate buffer pH 6.0**

### Positive Controls:

WB: A375 cells, A549 cells, HEK-293 cells, HeLa cells

IHC: human breast cancer tissue,

IF/ICC: HeLa cells,

## Background Information

Flotillins are membrane-associated proteins that contain two homologous isoforms, flotillin 1 (FLOT1) and flotillin 2 (FLOT2). They are highly conserved and widely expressed proteins that commonly used as markers of lipid rafts. Flotillins are involved in various signaling pathways, cell adhesion, membrane trafficking and axonal growth.

## Notable Publications

Author	Pubmed ID	Journal	Application
Xiang Li	34803501	Int J Biol Sci	WB
Weidong Liu	29115528	Oncol Rep	WB
Hongjuan Xu	35173544	Int J Biol Sci	IHC

## Storage

### Storage:

Store at -20°C. Stable for one year after shipment.

### Storage Buffer:

PBS with 0.02% sodium azide and 50% glycerol, pH7.3

Aliquoting is unnecessary for -20°C storage

\*\*\* 20ul sizes contain 0.1% BSA

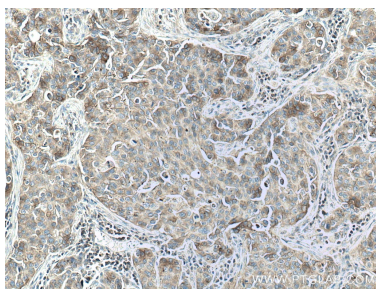
For technical support and original validation data for this product please contact:

T: 1 (888) 4PTGLAB (1-888-478-4522) (toll free in USA), or 1(312) 455-8498 (outside USA)

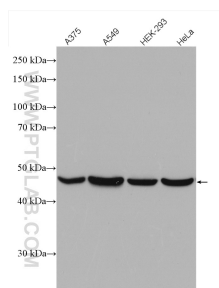
E: [proteintech@ptglab.com](mailto:proteintech@ptglab.com)  
W: [ptglab.com](http://ptglab.com)

This product is exclusively available under Proteintech Group brand and is not available to purchase from any other manufacturer.

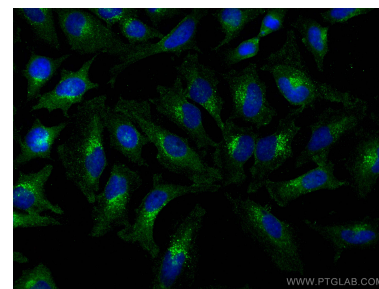
## Selected Validation Data



Immunohistochemical analysis of paraffin-embedded human breast cancer tissue slide using 28208-1-AP (Flotillin 2 antibody) at dilution of 1:200 (under 10x lens. Heat mediated antigen retrieval with Tris-EDTA buffer (pH 9.0).



Various lysates were subjected to SDS PAGE followed by western blot with 28208-1-AP (Flotillin 2 antibody) at dilution of 1:1500 incubated at room temperature for 1.5 hours.



Immunofluorescent analysis of (-20°C Methanol) fixed HeLa cells using Flotillin 2 antibody (28208-1-AP) at dilution of 1:800 and CoraLite®488-Conjugated AffiniPure Goat Anti-Rabbit IgG(H+L).