

For Research Use Only

ADORA2A Polyclonal ANTIBODY

Catalog Number: 51092-1-AP



Basic Information

Catalog Number:

51092-1-AP

Size:

150UL, Concentration: 333 µg/ml by Bradford method using BSA as the standard;

Source:

Rabbit

Isotype:

IgG

Immunogen Catalog Number:

AG0470

GenBank Accession Number:

BC013780

GeneID (NCBI):

135

Full Name:

adenosine A2a receptor

Calculated MW:

412 aa, 45 kDa

Observed MW:

45 kDa

Purification Method:

Antigen affinity purification

Recommended Dilutions:

WB 1:200-1:1000

IHC 1:50-1:500

Applications

Tested Applications:

IHC, WB, ELISA

Species Specificity:

human, mouse, rat

Note-IHC: suggested antigen retrieval with TE buffer pH 9.0; (*) Alternatively, antigen retrieval may be performed with citrate buffer pH 6.0

Positive Controls:

WB: mouse brain tissue, rat brain tissue

IHC: mouse brain tissue,

Background Information

Storage

Storage:

Store at -20°C.

Storage Buffer:

PBS with 0.1% sodium azide and 50% glycerol pH 7.3.

Aliquoting is unnecessary for -20°C storage

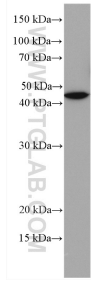
For technical support and original validation data for this product please contact:

T: 1 (888) 4PTGLAB (1-888-478-4522) (toll free in USA), or 1(312) 455-8498 (outside USA)

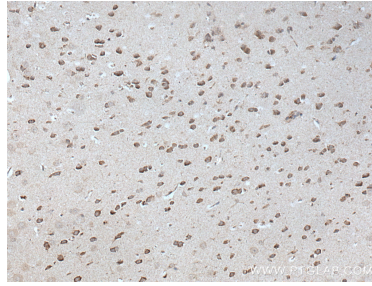
E: proteintech@ptglab.com
W: ptglab.com

This product is exclusively available under Proteintech Group brand and is not available to purchase from any other manufacturer.

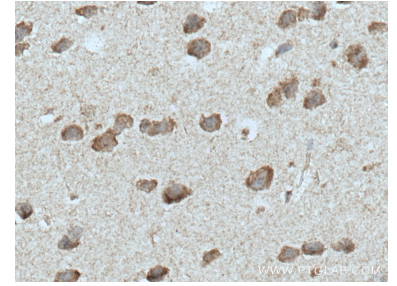
Selected Validation Data



mouse brain tissue were subjected to SDS PAGE followed by western blot with 51092-1-AP (ADORA2A antibody) at dilution of 1:300 incubated at room temperature for 1.5 hours.



Immunohistochemical analysis of paraffin-embedded mouse brain tissue slide using 51092-1-AP (ADORA2A antibody) at dilution of 1:200 (under 10x lens. Heat mediated antigen retrieval with Tris-EDTA buffer (pH 9.0).



Immunohistochemical analysis of paraffin-embedded mouse brain tissue slide using 51092-1-AP (ADORA2A antibody) at dilution of 1:200 (under 40x lens. Heat mediated antigen retrieval with Tris-EDTA buffer (pH 9.0).