

For Research Use Only

# ACADM Polyclonal antibody

Catalog Number: 55210-1-AP

Featured Product

59 Publications



## Basic Information

### Catalog Number:

55210-1-AP

### Size:

150ul, Concentration: 600 ug/ml by Nanodrop;

### Source:

Rabbit

### Isotype:

IgG

### GenBank Accession Number:

NM\_000016

### GeneID (NCBI):

34

### UNIPROT ID:

P11310

### Full Name:

acyl-Coenzyme A dehydrogenase, C-4 to C-12 straight chain

### Calculated MW:

47 kDa

### Observed MW:

45-50 kDa

### Purification Method:

Antigen affinity purification

### Recommended Dilutions:

WB: 1:1000-1:6000

IHC: 1:50-1:500

## Applications

### Tested Applications:

WB, IHC, ELISA

### Cited Applications:

WB, IHC, IP

### Species Specificity:

human, mouse, rat

### Cited Species:

human, mouse, rat

**Note-IHC: suggested antigen retrieval with TE buffer pH 9.0; (\*) Alternatively, antigen retrieval may be performed with citrate buffer pH 6.0**

### Positive Controls:

**WB**: HEK-293 cells, K-562 cells, HepG2 cells, rat heart tissue, MDA-MB-453s cells, mouse liver tissue, rat liver tissue, mouse kidney tissue, rat kidney tissue

**IHC**: human liver tissue, human heart tissue

## Background Information

ACADM, also named as MCAD, belongs to the acyl-CoA dehydrogenase family. This enzyme is specific for acyl chain lengths of 4 to 16. It catalyzes the reaction: Acyl-CoA + acceptor = 2,3-dehydroacyl-CoA + reduced acceptor. Defects in ACADM are the cause of medium-chain acyl-CoA dehydrogenase deficiency (MCAD deficiency). This protein can exist as a dimer (PMID:8962055). This antibody is specific to ACADM.

## Notable Publications

Author	Pubmed ID	Journal	Application
Pablo Ranea-Robles	34651140	Kidney360	WB
Pablo Ranea-Robles	34564857	J Inherit Metab Dis	WB
De Huang	25242319	Cell Rep	WB, IHC

## Storage

### Storage:

Store at -20°C. Stable for one year after shipment.

### Storage Buffer:

PBS with 0.02% sodium azide and 50% glycerol, pH7.3

Aliquoting is unnecessary for -20°C storage

\*\*\* 20ul sizes contain 0.1% BSA

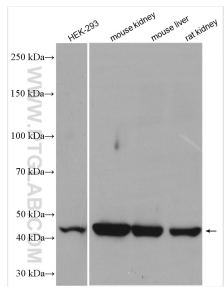
For technical support and original validation data for this product please contact:

T: 1 (888) 4PTGLAB (1-888-478-4522) (toll free in USA), or 1(312) 455-8498 (outside USA)

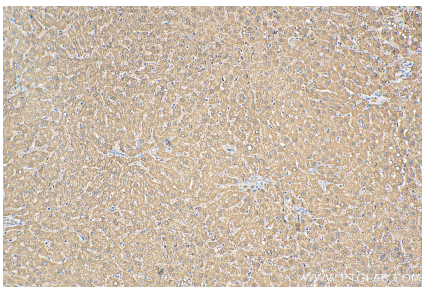
E: [proteintech@ptglab.com](mailto:proteintech@ptglab.com)  
W: [ptglab.com](http://ptglab.com)

This product is exclusively available under Proteintech Group brand and is not available to purchase from any other manufacturer.

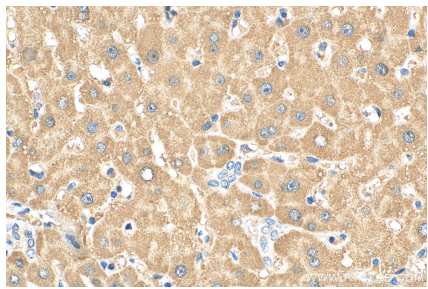
Selected Validation Data




Various lysates were subjected to SDS PAGE followed by western blot with 55210-1-AP (ACADM antibody) at dilution of 1:3000 incubated at room temperature for 1.5 hours.



Immunohistochemical analysis of paraffin-embedded human liver tissue slide using 55210-1-AP (ACADM antibody) at dilution of 1:150 (under 10x lens). Heat mediated antigen retrieval with Tris-EDTA buffer (pH 9.0).



Immunohistochemical analysis of paraffin-embedded human liver tissue slide using 55210-1-AP (ACADM antibody) at dilution of 1:150 (under 40x lens). Heat mediated antigen retrieval with Tris-EDTA buffer (pH 9.0).



Various lysates were subjected to SDS PAGE followed by western blot with 55210-1-AP (ACADM antibody) at dilution of 1:3000 incubated at room temperature for 1.5 hours.