

For Research Use Only

# GATA1 Monoclonal ANTIBODY



Catalog Number: 60011-1-Ig

2 Publications

## Basic Information

Catalog Number:  
60011-1-Ig

Size:  
150 µg/150 µl

Source:  
Mouse

Isotype:  
IgG1

Purification Method:  
Protein G purification

Immunogen Catalog Number:  
AG1350

GenBank Accession Number:  
BC009797

GeneID (NCBI):  
2623

Full Name:  
GATA binding protein 1 (globin transcription factor 1)

Calculated MW:  
43 kDa

Observed MW:  
43 kDa

Recommended Dilutions:

WB 1:500-1:2000

FC 1:50-1:500

## Applications

Tested Applications:

FC, WB, ELISA

Cited Applications:

IP, WB

Species Specificity:

human, mouse

Cited Species:

human

**Note: suggested antigen retrieval with TE buffer pH 9.0; (\*) Alternatively, antigen retrieval may be performed with citrate buffer pH 6.0**

Positive Controls:

WB : Raji cells; HL-60 cells, Jurkat cells

FC : Jurkat cells;

## Background Information

GATA1 is first identified as a member of the GATA transcription factor family, whose members bind the consensus (WGATAR) binding motif [PMD:22937757]. GATA1, a zinc finger DNA-binding transcription factor, plays a critical role in the normal development of hematopoietic cell lineages. The protein contains an N-terminal region that confers transcriptional activity and a C-terminal domain that mediates binding to DNA and other factors [PMD: 8524811]. GATA-1 is also implicated in regulating the expression of the erythroid and megakaryocytic-specific genes [PMD:22937757].

## Notable Publications

Author	Pubmed ID	Journal	Application
Wu Jie J	24255919	Blood	IP
Chen Jing J	24180487	Biochem J	WB

## Storage

Storage:

Store at -20°C. Stable for one year after shipment.

Storage Buffer:

PBS with 0.1% sodium azide and 50% glycerol pH 7.3.

Aliquoting is unnecessary for -20°C storage

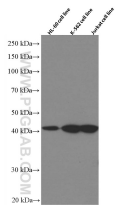
For technical support and original validation data for this product please contact:

T: 1 (888) 4PTGLAB (1-888-478-4522) (toll free in USA), or 1(312) 455-8498 (outside USA)

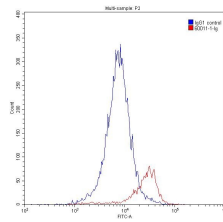
E: [proteintech@ptglab.com](mailto:proteintech@ptglab.com)  
W: [ptglab.com](http://ptglab.com)

This product is exclusively available under Proteintech Group brand and is not available to purchase from any other manufacturer.

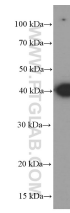
## Selected Validation Data



Various lysates were subjected to SDS PAGE followed by western blot with 60011-1-Ig (GATA1 antibody) at dilution of 1:4000 incubated at room temperature for 1.5 hours



1X10<sup>6</sup> Jurkat cells were stained with 0.20ug GATA1 antibody (60011-1-Ig, red) and control antibody (blue). Fixed with 90% MeOH



Raji cells were subjected to SDS PAGE followed by western blot with 60011-1-Ig (GATA1 Antibody) at dilution of 1:1000 incubated at room temperature for 1.5 hours