

For Research Use Only

BrdU Monoclonal ANTIBODY



Catalog Number: 66241-1-Ig

17 Publications

Basic Information

Catalog Number:
66241-1-Ig

Size:
233 µg/150 µl

Source:
Mouse

Isotype:
IgG2a

Purification Method:
Protein A purification

Immunogen Catalog Number:

GenBank Accession Number:

GeneID (NCBI):

Full Name:

Calculated MW:

Observed MW:

Recommended Dilutions:

IHC 1:200-1:1000

IF 1:150-1:600

Applications

Tested Applications:

IF, IHC, ELISA

Cited Applications:

IF, IHC

Species Specificity:

human, mouse, rat

Cited Species:

human, mouse, rat

Note-IHC: suggested antigen retrieval with TE buffer pH 9.0; (*) Alternatively, antigen retrieval may be performed with citrate buffer pH 6.0

Positive Controls:

IHC : mouse spleen tissue;

IF : HeLa cells;

Background Information

Bromodeoxyuridine (5-bromo-2-deoxyuridine, BrdU, BUdR, BrdUrd) is a synthetic nucleoside that is an analog of thymidine. It can be incorporated into the newly synthesized DNA of replicating cells (during the S phase of the cell cycle), substituting for thymidine during DNA replication. As such, BrdU is used for birth dating and monitoring cell proliferation. BrdU is a toxic and mutagenic substance. It triggers cell death, the formation of teratomas, alters DNA stability, lengthens the cell cycle, and has mitogenic, transcriptional and translational effects on cells that incorporate it. This antibody does not cross react with Thymidine.

Notable Publications

Author	Pubmed ID	Journal	Application
Pingping Zhu	30224759	Nat Cell Biol	IHC, IF
Yusuke Matsuno	31477700	Nat Commun	IF
Yuanzhou He	26476374	Exp Cell Res	IF

Storage

Storage:

Store at -20°C. Stable for one year after shipment.

Storage Buffer:

PBS with 0.02% sodium azide and 50% glycerol pH 7.3.

Aliquoting is unnecessary for -20°C storage

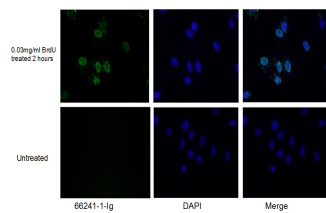
For technical support and original validation data for this product please contact:

T: 1 (888) 4PTGLAB (1-888-478-4522) (toll free in USA), or 1(312) 455-8498 (outside USA)

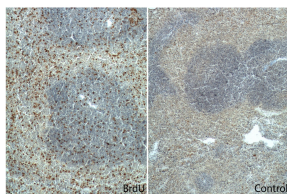
E: proteintech@ptglab.com
W: ptglab.com

This product is exclusively available under Proteintech Group brand and is not available to purchase from any other manufacturer.

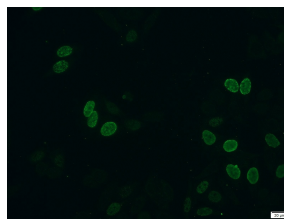
Selected Validation Data



Immunofluorescent analysis of (10% Formaldehyde) fixed HeLa cells using 66241-1-Ig (BrdU antibody) at dilution of 1:300 and Alexa Fluor 488-conjugated AffiniPure Goat Anti-Mouse IgG(H+L)



Immunohistochemical analysis of paraffin-embedded mouse spleen tissue slide (with/without BrdU feeding) using 66241-1-Ig (BrdU Antibody) at dilution of 1:400 (under 10x lens). Heat mediated antigen retrieval with Tris-EDTA buffer(pH9).



Immunofluorescent analysis of HeLa cells (treated with 0.03 mg/ml BrdU for 2 hours) using 66241-1-Ig(BrdU antibody) at dilution of 1:300 and Alexa Fluor 488-conjugated AffiniPure Goat Anti-Mouse IgG(H+L)