

For Research Use Only

# GORASP2 Monoclonal antibody

Catalog Number: 66627-1-Ig **6 Publications**



## Basic Information

<b>Catalog Number:</b> 66627-1-Ig	<b>GenBank Accession Number:</b> BC007770	<b>Purification Method:</b> Protein A purification
<b>Size:</b> 150ul, Concentration: 1700 ug/ml by Nanodrop and 1000 ug/ml by Bradford method using BSA as the standard;	<b>GeneID (NCBI):</b> 26003	<b>CloneNo.:</b> 1C9A3
<b>Source:</b> Mouse	<b>UNIPROT ID:</b> Q9H8Y8	<b>Recommended Dilutions:</b> WB: 1:5000-1:50000 IHC: 1:250-1:1000 IF/ICC: 1:500-1:2000
<b>Isotype:</b> IgG1	<b>Full Name:</b> golgi reassembly stacking protein 2, 55kDa	
<b>Immunogen Catalog Number:</b> AG17607	<b>Calculated MW:</b> 55 kDa	
	<b>Observed MW:</b> 59 kDa	

## Applications

<b>Tested Applications:</b> WB, IHC, IF/ICC, ELISA	<b>Positive Controls:</b>  WB : A549 cells, pig brain tissue, rat brain tissue, NCCIT cells, LNCaP cells, HeLa cells, HEK-293 cells, HepG2 cells, Jurkat cells, K-562 cells, HL-60 cells
<b>Cited Applications:</b> WB, IF	
<b>Species Specificity:</b> human, rat, pig	<b>IHC :</b> human colon cancer tissue,
<b>Cited Species:</b> human, rat	<b>IF/ICC :</b> HepG2 cells,
<b>Note-IHC: suggested antigen retrieval with TE buffer pH 9.0; (*) Alternatively, antigen retrieval may be performed with citrate buffer pH 6.0</b>	

## Background Information

GORASP2 (Golgi reassembly-stacking protein 2, or GRS2) has multiple phosphorylation sites and can be phosphorylated by MKK/ERK pathway during mitosis. GORASP2 plays a role in the assembly and membrane stacking of the Golgi cisternae, and in the process by which Golgi stacks reform after mitotic breakdown. GORASP2 is supposed to regulate the intracellular transport and presentation of a defined set of transmembrane proteins, such as transmembrane TGFA.

## Notable Publications

Author	Pubmed ID	Journal	Application
Yijun Zhang	33301566	J Cell Biol	WB,IF
Julian Nüchel	34245671	Mol Cell	WB,IF
Peng Wang	33293527	Cell Death Dis	IF

## Storage


**Storage:**  
Store at -20°C. Stable for one year after shipment.  
**Storage Buffer:**  
PBS with 0.02% sodium azide and 50% glycerol, pH7.3  
**Aliquoting is unnecessary for -20°C storage**

\*\*\* 20ul sizes contain 0.1% BSA

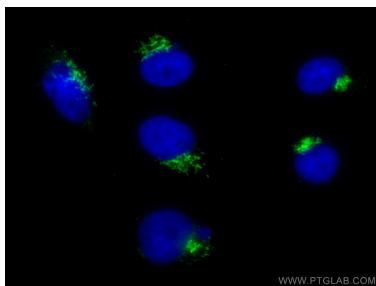
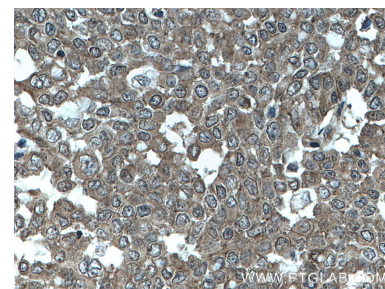
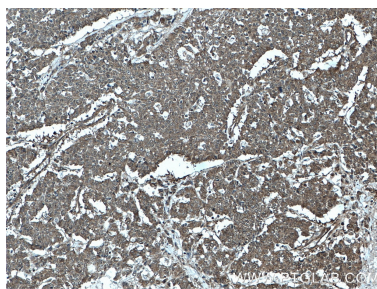
For technical support and original validation data for this product please contact:  
T: 1 (888) 4PTGLAB (1-888-478-4522) (toll free in USA), or 1(312) 455-8498 (outside USA)  
E: proteintech@ptglab.com  
W: ptglab.com

This product is exclusively available under Proteintech Group brand and is not available to purchase from any other manufacturer.

## Selected Validation Data



Various lysates were subjected to SDS PAGE followed by western blot with 66627-1-Ig (GORASP2 antibody) at dilution of 1:20000 incubated at room temperature for 1.5 hours.



Immunofluorescent analysis of (4% PFA) fixed HepG2 cells using GORASP2 antibody (66627-1-Ig, Clone: 1C9A3) at dilution of 1:1000 and CoraLite®488-Conjugated AffiniPure Goat Anti-Mouse IgG(H+L).