

For Research Use Only

# DHX32 Monoclonal antibody

Catalog Number: 68306-1-Ig

Featured Product



## Basic Information

Catalog Number:

68306-1-Ig

Size:

150ul, Concentration: 1000 ug/ml by Nanodrop;

Source:

Mouse

Isotype:

IgG2b

Immunogen Catalog Number:

AG13956

GenBank Accession Number:

BC002473

GeneID (NCBI):

55760

UNIPROT ID:

Q7L7V1

Full Name:

DEAH (Asp-Glu-Ala-His) box polypeptide 32

Calculated MW:

743 aa, 84 kDa

Observed MW:

84 kDa

Purification Method:

Protein A purification

CloneNo.:

2A4G9

Recommended Dilutions:

WB 1:2000-1:10000

## Applications

Tested Applications:

WB, ELISA, FC (Intra)

Species Specificity:

Human, Mouse, Rat

Positive Controls:

WB : A431 cells, U2OS cells, rat testis tissue, HeLa cells, A549 cells, mouse testis tissue, MCF-7 cells, K-562 cells

## Background Information

DHX32, an RNA helicase, belongs to the DEAH box RNA helicase family by virtue of its homology to the conserved helicase domain. DHX32 is abundantly expressed in human and murine models, participating in cell transcription and differentiation, and being capable of regulating T-cell apoptosis. DHX32 is also associated with some malignant tumors, such as lymphoma, colorectal cancer, and breast cancer (PMID: 35117530). DHX32 has 2 isoforms with molecular weights of 75 and 84 kDa, respectively.

## Storage

Storage:

Store at -20°C. Stable for one year after shipment.

Storage Buffer:

PBS with 0.02% sodium azide and 50% glycerol pH 7.3.

Aliquoting is unnecessary for -20°C storage

\*\*\* 20ul sizes contain 0.1% BSA

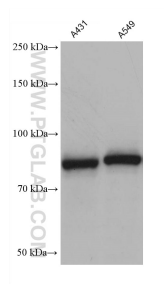
For technical support and original validation data for this product please contact:

T: 1 (888) 4PTGLAB (1-888-478-4522) (toll free in USA), or 1(312) 455-8498 (outside USA)

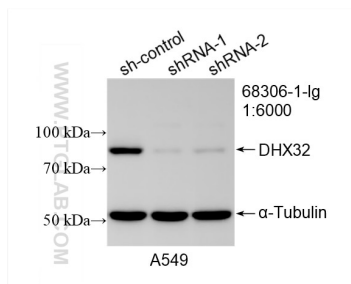
E: [proteintech@ptglab.com](mailto:proteintech@ptglab.com)  
W: [ptglab.com](http://ptglab.com)

This product is exclusively available under Proteintech Group brand and is not available to purchase from any other manufacturer.

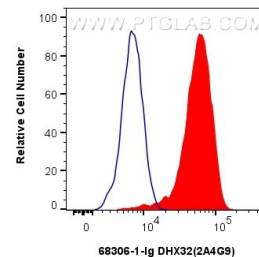
## Selected Validation Data



Various lysates were subjected to SDS PAGE followed by western blot with 68306-1-Ig (DHX32 antibody) at dilution of 1:5000 incubated at room temperature for 1.5 hours.



WB result of DHX32 antibody (68306-1-Ig; 1:6000; incubated at room temperature for 1.5 hours) with sh-Control and sh-DHX32 transfected A549 cells.



1x10<sup>6</sup> HeLa cells were intracellularly stained with 0.8 ug DHX32 Monoclonal antibody (68306-1-Ig, Clone:2A4G9) and CoraLite®488-Conjugated AffiniPure Goat Anti-Mouse IgG(H+L) (SA00013-1) (red), or 0.8 ug Mouse IgG2b isotype control Mouse McAb (66360-3-Ig, Clone: 11B8C4) (blue). Cells were fixed and permeabilized with Transcription Factor Staining Buffer Kit (PF00011).