

For Research Use Only

CoraLite®488-conjugated Vimentin Monoclonal antibody



Catalog Number:CL488-60330

Basic Information

Catalog Number: CL488-60330	GenBank Accession Number: BC000163	Purification Method: Protein G purification
Size: 100UL, Concentration: 1000 µg/ml by Bradford method using BSA as the standard;	GeneID (NCBI): 7431	CloneNo.: 3H9D1
Source: Mouse	Full Name: vimentin	Recommended Dilutions: IF 1:50-1:500
Isotype: IgG1	Calculated MW: 466 aa, 54 kDa	Excitation/Emission maxima wavelengths: 488 nm/515 nm
Immunogen Catalog Number: AG0489		

Applications

Tested Applications: FC, IF, ELISA	Positive Controls: IF : human tonsillitis tissue, HepG2 cells
Species Specificity: human, mouse, rat	

Background Information

Vimentin, also named as VIM, belongs to the intermediate filament family. Vimentin is class-III intermediate filaments found in various non-epithelial cells, especially mesenchymal cells. Vimentin is important for stabilizing the architecture of the cytoplasm. Monocyte-derived macrophages secrete vimentin into the extracellular space in vitro. Secretion of vimentin was enhanced by the proinflammatory cytokine tumor necrosis factor-alpha (TNFA; 191160) and inhibited by the antiinflammatory cytokine IL10 (124092), suggesting that vimentin is involved in the immune response. Vimentin has specialized functions that contribute to specific dynamic cellular processes. As a phosphoprotein, 55-60 kDa of vimentin proteins can be observed due to the different phosphorylation level. The antibody is conjugated with CL488, Ex/Em 488 nm/515 nm.

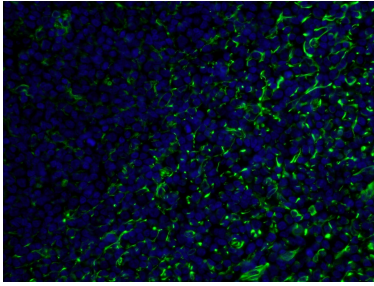
Storage

Storage:
Store at -20°C. Avoid exposure to light. Stable for one year after shipment.
Storage Buffer:
PBS with 50% Glycerol, 0.05% Proclin300, 0.5% BSA, pH 7.3.
Aliquoting is unnecessary for -20°C storage

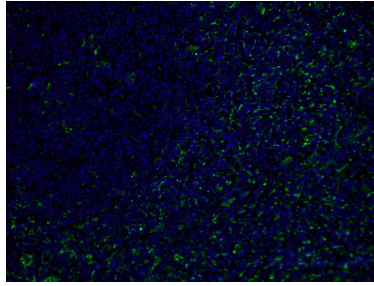
For technical support and original validation data for this product please contact:
T: 1 (888) 4PTGLAB (1-888-478-4522) (toll free in USA), or 1(312) 455-8498 (outside USA)
E: proteintech@ptglab.com
W: ptglab.com

This product is exclusively available under Proteintech Group brand and is not available to purchase from any other manufacturer.

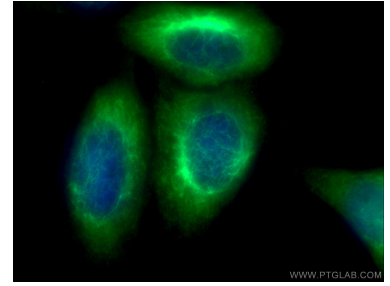
Selected Validation Data



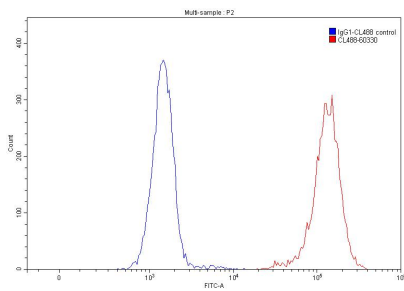
Immunofluorescent analysis of (4% PFA) fixed human tonsillitis tissue using CL488-60330 (Vimentin antibody) at dilution of 1:100. .



Immunofluorescent analysis of (4% PFA) fixed human tonsillitis tissue using CL488-60330 (Vimentin antibody) at dilution of 1:100.



Immunofluorescent analysis of (-20°C Ethanol) fixed HepG2 cells using CL488-60330 (Vimentin antibody) at dilution of 1:100.



1X10⁶ Jurkat cells were stained with 0.20ug Vimentin antibody (CL488-60330, red) and control antibody (blue). Samples were not fixed.