

For Research Use Only

CoraLite®488-conjugated FCGR2A / CD32a Monoclonal antibody



Catalog Number: **CL488-66529**

Basic Information

| | | |
|---|---|---|
| Catalog Number: CL488-66529 | GenBank Accession Number: BC020823 | Purification Method: Protein A purification |
| Size: 100UL, Concentration: 1000 µg/ml by 2212 Bradford method using BSA as the standard; | GeneID (NCBI): 2212 | CloneNo.: 1D3F1 |
| Source: Mouse | Full Name: Fc fragment of IgG, low affinity IIa, receptor (CD32) | Recommended Dilutions: IF 1:50-1:500 |
| Isotype: IgG2b | Calculated MW: 35 kDa | Excitation/Emission maxima wavelengths: 488 nm/515 nm |
| Immunogen Catalog Number: AG25878 | | |

Applications

Tested Applications:

FC, IF, ELISA

Species Specificity:

Human

Positive Controls:

IF : human tonsillitis tissue,

Background Information

IgG Fc receptors (FcγRs) play important roles in immune responses. Low affinity IgG Fc receptor Fc gamma RIIa (FCGR2A, CD32a) is a cell surface receptor found on phagocytic cells such as macrophages and neutrophils, and is involved in the process of phagocytosis and clearing of immune complexes. This antibody is conjugated with CL488, Ex/Em 488 nm/515 nm.

Storage

Storage:

Store at -20°C. Avoid exposure to light. Stable for one year after shipment.

Storage Buffer:

PBS with 0.1% sodium azide and 50% glycerol pH 7.3.

Aliquoting is unnecessary for -20°C storage

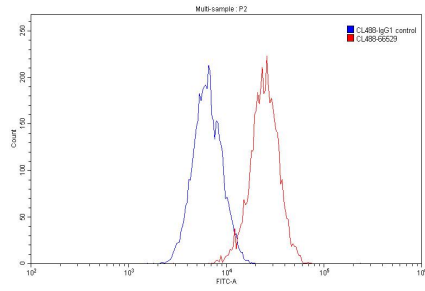
For technical support and original validation data for this product please contact:

T: 1 (888) 4PTGLAB (1-888-478-4522) (toll free
in USA), or 1(312) 455-8498 (outside USA)

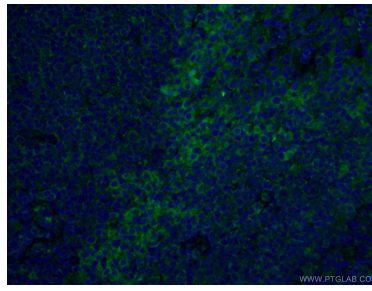
E: proteintech@ptglab.com
W: ptglab.com

This product is exclusively available under Proteintech Group brand and is not available to purchase from any other manufacturer.

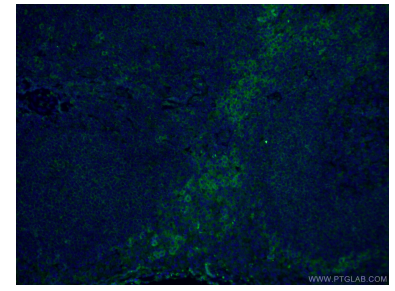
Selected Validation Data



1X10⁶ K526 cells were stained with 0.20ug FCGR2A / CD32a antibody (CL488-66529, red) and control antibody (blue). Fixed with 90% MeOH.



Immunofluorescent analysis of (4% PFA) fixed human tonsillitis tissue using CL488-66529 (FCGR2A / CD32a antibody) at dilution of 1:50.



Immunofluorescent analysis of (4% PFA) fixed human tonsillitis tissue using CL488-66529 (FCGR2A / CD32a antibody) at dilution of 1:50.