

Nur für Forschungszwecke

# COX7A2L Polyklonaler Antikörper

Katalog-Nr.: 11416-1-AP

Vorgestelltes Produkt

15 Publikationen



## Allgemeine Informationen

<b>Katalog-Nr.:</b> 11416-1-AP	<b>GenBank-Zugangsnummer:</b> BC007095	<b>Reinigungsmethode:</b> Antigen-Affinitätsreinigung
<b>Größe:</b> 150ul, Konzentration: 350 µg/ml von Nanodrop;	<b>GeneID (NCBI):</b> 9167	<b>Empfohlene Verdünnungen:</b> WB 1:500-1:2000 IHC 1:20-1:200
<b>Wirt:</b> Kaninchen	<b>Vollständiger Name:</b> cytochrome c oxidase subunit VIIa polypeptide 2 like	
<b>Isotyp:</b> IgG	<b>Berechnete Masse:</b> 114 aa, 13 kDa	
<b>Immunogen Katalognummer:</b> AG1980	<b>Beobachtete Masse:</b> 14 kDa	

## Anwendungen

<b>Geprüfte Anwendungen:</b> IHC, WB, ELISA	<b>Positivkontrollen:</b> WB: Maushirngewebe, Rattenhirngewebe IHC: humanes Ovarialkarzinomgewebe, humanes Mammakarzinomgewebe
<b>In Publikationen genannte Anwendungen:</b> IF, IHC, WB	
<b>Getestete Reaktivität:</b> Human, Maus, Ratte	
<b>Zitierte Arten:</b> Human, Maus	
<b>Hinweis-IHC: Antigendemaskierung mit TE-Puffer pH 9,0 empfohlen. (*) Wahlweise kann die Antigendemaskierung auch mit Citratpuffer pH 6,0 erfolgen.</b>	

## Hintergrundinformationen

Cytochrome c oxidase (COX) is the terminal component of the mitochondrial respiratory chain, catalyzes the electron transfer from reduced cytochrome c to oxygen. The mitochondrially encoded subunits function in electron transfer, and the nuclear encoded subunits may function in the regulation and assembly of the complex. COX7A2L (cytochrome c oxidase subunit 7A-related protein), also known as COX7AR or COX7RP, is an inner mitochondrial membrane protein. This gene is expressed in all tissues, and upregulated in a breast cancer cell line after estrogen treatment. Recently it was found that DNA methylation of COX7A2L had a significant association with therapy response in patients with breast cancer. In Alzheimer's disease the expression of COX7A2L was reduced.

## Bemerkenswerte Veröffentlichungen

Verfasser	Pubmed ID	Journal	Anwendung
Erika Fernández-Vizarra	36198313	Cell Metab	WB
Giorgia Benegiamo	36253618	Nat Metab	WB
I Ramírez-Camacho	30316780	Free Radic Biol Med	

## Lagerung


**Lagerungsbedingungen:**  
Bei -20°C lagern. Nach dem Versand ein Jahr lang stabil  
**Lagerungspuffer:**  
PBS mit 0.02% Natriumazid und 50% Glycerin pH 7.3.  
Aliquotieren ist nicht notwendig bei -20°C Lagerung

\*\*\* 20ul-Größen enthalten 0.1% BSA

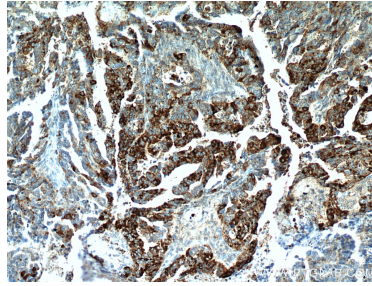
For technical support and original validation data for this product please contact:  
T: 1 (888) 4PTGLAB (1-888-478-4522) (toll free in USA), or 1(312) 455-8498 (outside USA)  
E: proteintech@ptglab.com  
W: ptglab.com

This product is exclusively available under Proteintech Group brand and is not available to purchase from any other manufacturer.

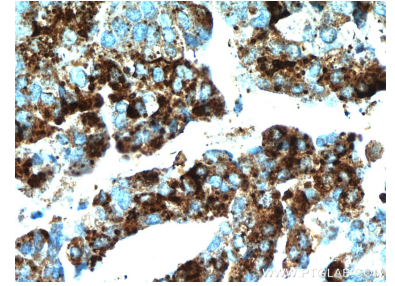
## Ausgewählte Validierungsdaten



Various lysates were subjected to SDS PAGE followed by western blot with 11416-1-AP (COX7A2L antibody) at dilution of 1:1000 incubated at room temperature for 1.5 hours.



Immunohistochemical analysis of paraffin-embedded human ovary tumor using 11416-1-AP (COX7A2L antibody) at dilution of 1:50 (under 10x lens).



Immunohistochemical analysis of paraffin-embedded human ovary tumor using 11416-1-AP (COX7A2L antibody) at dilution of 1:50 (under 40x lens).