

Nur für Forschungszwecke

# SYNCRIP Polyklonaler Antikörper

Katalog-Nr.:14024-1-AP

Vorgestelltes Produkt

2 Publikationen



## Allgemeine Informationen

<b>Katalog-Nr.:</b> 14024-1-AP	<b>GenBank-Zugangsnummer:</b> BC032643	<b>Reinigungsmethode:</b> Antigen-Affinitätsreinigung
<b>Größe:</b> 150ul , Konzentration: 400 µg/ml von Nanodrop;	<b>GeneID (NCBI):</b> 10492	<b>Empfohlene Verdünnungen:</b> WB 1:500-1:2000 IP 0.5-4.0 ug für IP und 1:500-1:1000 für WB
<b>Wirt:</b> Kaninchen	<b>Vollständiger Name:</b> synaptotagmin binding, cytoplasmic RNA interacting protein	<b>Berechnete Masse:</b> 623 aa, 70 kDa
<b>Isotyp:</b> IgG	<b>Beobachtete Masse:</b> 64-74 kDa	
<b>Immunogen Katalognummer:</b> AG5167		

## Anwendungen

<b>Geprüfte Anwendungen:</b> IF, IP, WB, ELISA	<b>Positivkontrollen:</b> WB : A431-Zellen, HEK-293-Zellen, HeLa-Zellen, Jurkat-Zellen
<b>In Publikationen genannte Anwendungen:</b> IP, WB	IP : A431-Zellen,
<b>Getestete Reaktivität:</b> Human	IF : A431-Zellen,
<b>Zitierte Arten:</b> Human, Maus	

## Hintergrundinformationen

Synaptotagmin-binding, cytoplasmic RNA-interacting protein(SYNCRIP), also identified as hnRNP Q, involves in mRNA processing mechanisms. It's component of the CRD-mediated complex that promotes MYC mRNA stability. Also it is part of the APOB mRNA editosome complex and may modulate the postranscriptional C to U RNA-editing of the APOB mRNA through either by binding to A1CF (APOBEC1 complementation factor), to APOBEC1 or to RNA itself. May be involved in translationally coupled mRNA turnover. Implicated with other RNA-binding proteins in the cytoplasmic deadenylation/translational and decay interplay of the FOS mRNA mediated by the major coding-region determinant of instability (mCRD) domain. Interacts in vitro preferentially with poly(A) and poly(U) RNA sequences. As previously reported, the 65 and 74 kDa proteins corresponded to two isoforms of SYNCRIP produced from alternatively spliced mRNAs (PMID: 15340051).

## Bemerkenswerte Veröffentlichungen

Verfasser	Pubmed ID	Journal	Anwendung
Evan P Booy	30247708	Nucleic Acids Res	WB,IP
Silvia Parisi	33504840	Sci Rep	WB

## Lagerung

**Lagerungsbedingungen:**  
Bei -20°C lagern. Nach dem Versand ein Jahr lang stabil  
**Lagerungspuffer:**  
PBS mit 0.02% Natriumazid und 50% Glycerin pH 7.3.  
Aliquotieren ist nicht notwendig bei -20°C Lagerung

\*\*\* 20ul-Größen enthalten 0.1% BSA

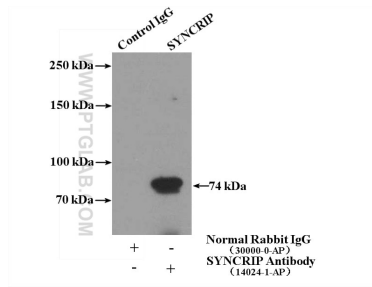
For technical support and original validation data for this product please contact:  
T: 1 (888) 4PTGLAB (1-888-478-4522) (toll free in USA), or 1(312) 455-8498 (outside USA)  
E: proteintech@ptglab.com  
W: ptglab.com

This product is exclusively available under Proteintech Group brand and is not available to purchase from any other manufacturer.

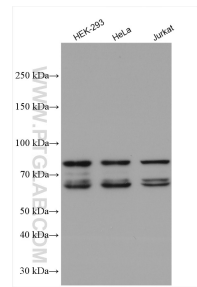
## Ausgewählte Validierungsdaten



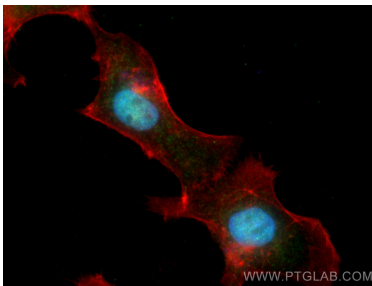
A431 cells were subjected to SDS PAGE followed by western blot with 14024-1-AP (SYNCRIP antibody) at dilution of 1:500 incubated at room temperature for 1.5 hours.



IP Result of anti-SYCRIP (IP:14024-1-AP, 4ug; Detection:14024-1-AP 1:500) with A431 cells lysate 1200ug.



Various lysates were subjected to SDS PAGE followed by western blot with 14024-1-AP (SYNCRIP antibody) at dilution of 1:9000 incubated at room temperature for 1.5 hours.



Immunofluorescent analysis of (4% PFA) fixed A431 cells using SYNCRIP antibody (14024-1-AP) at dilution of 1:200 and Coralite@488-Conjugated AffiniPure Goat Anti-Rabbit IgG(H+L), CL594-Phalloidin (red). DAPI (blue).