

Nur für Forschungszwecke

ANT1/2 Polyklonaler Antikörper

Katalog-Nr.:15997-1-AP

4 Publikationen



Allgemeine Informationen

Katalog-Nr.:
15997-1-AP

Größe:
150ul, Konzentration: 600 µg/ml von
Nanodrop und 327 µg/ml durch die
Bradford-Methode mit BSA als
Standard;

Wirt:
Kaninchen

Isotyp:
IgG

Immunogen Katalognummer:
AG7787

GenBank-Zugangsnummer:
BC008664

GeneID (NCBI):
291

Vollständiger Name:
solute carrier family 25
(mitochondrial carrier; adenine
nucleotide translocator), member 4

Berechnete Masse:
33 kDa

Beobachtete Masse:
33 kDa

Reinigungsmethode:

Antigen-Affinitätsreinigung

Empfohlene Verdünnungen:

WB 1:500-1:1000
IP 0.5-4.0 µg für IP und 1:500-1:1000
für WB

Anwendungen

Geprüfte Anwendungen:

IP, WB, ELISA

In Publikationen genannte Anwendungen:

CoIP, WB

Getestete Reaktivität:

Human, Maus, Ratte

Zitierte Arten:

Hausschwein, Human, Maus

Positivkontrollen:

WB : humanes Herzgewebe, Maushirngewebe, Maus-
Skelettmuskulgewebe, MCF-7-Zellen

IP : Mausherzgewebe,

Hintergrundinformationen

Adenine nucleotide translocators (ANTs) are mitochondrial carrier proteins that exchange ATP and ADP between the cytoplasm and the mitochondrial matrix. Four isoforms of ANT were identified: ANT1 (encoded by SLC25A4) is highly expressed in different tissues; ANT2 (encoded by SLC25A5) is predominantly expressed in proliferating, regenerating, or undifferentiated cells; ANT3 is ubiquitously expressed; ANT4 is mainly expressed in testis and germ cells. This antibody recognizes both of ANT1 and ANT2.

Bemerkenswerte Veröffentlichungen

Verfasser	Pubmed ID	Journal	Anwendung
Xiaomin Zhao	35863430	J Biol Chem	WB
Xingzhao Ji	37182101	iScience	WB,CoIP
Ji Geng	37040696	Dev Cell	WB

Lagerung

Lagerungsbedingungen:

Bei -20°C lagern. Nach dem Versand ein Jahr lang stabil

Lagerungspuffer:

PBS mit 0.02% Natriumazid und 50% Glycerin pH 7.3.

Aliquotieren ist nicht notwendig bei -20°C Lagerung

*** 20ul-Größen enthalten 0.1% BSA


For technical support and original validation data for this product please contact:

T: 1 (888) 4PTGLAB (1-888-478-4522) (toll free
in USA), or 1(312) 455-8498 (outside USA)

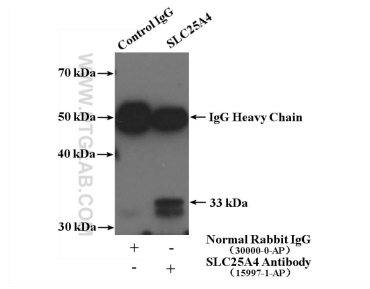
E: proteintech@ptglab.com
W: ptglab.com

This product is exclusively available under Proteintech Group brand and is not available to purchase from any other manufacturer.

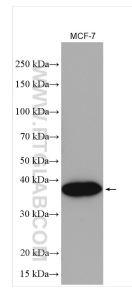
Ausgewählte Validierungsdaten



human heart tissue were subjected to SDS PAGE followed by western blot with 15997-1-AP (ANT1/2 antibody) at dilution of 1:800 incubated at room temperature for 1.5 hours.



IP Result of anti-ANT1/2 (IP:15997-1-AP, 4ug; Detection:15997-1-AP 1:500) with mouse heart tissue lysate 4000ug.



MCF-7 cells were subjected to SDS PAGE followed by western blot with 15997-1-AP (ANT1/2 antibody) at dilution of 1:500 incubated at room temperature for 1.5 hours.