

Nur für Forschungszwecke

STRAP Polyklonaler Antikörper

Katalog-Nr.:18277-1-AP

Vorgestelltes Produkt

8 Publikationen



Allgemeine Informationen

Katalog-Nr.:
18277-1-AP

Größe:
150ul, Konzentration: 450 µg/ml von
Nanodrop und 307 µg/ml durch die
Bradford-Methode mit BSA als
Standard;

Wirt:
Kaninchen

Isotyp:
IgG

Immunogen Katalognummer:
AG13085

GenBank-Zugangsnummer:
BC000162

GeneID (NCBI):
11171

Vollständiger Name:
serine/threonine kinase receptor
associated protein

Berechnete Masse:
38 kDa

Beobachtete Masse:
39 kDa

Reinigungsmethode:

Antigen-Affinitätsreinigung

Empfohlene Verdünnungen:

WB 1:1000-1:6000
IP 0.5-4.0 µg für IP und 1:1000-1:4000
für WB
IHC 1:50-1:500
IF 1:50-1:500

Anwendungen

Geprüfte Anwendungen:

IF, IHC, IP, WB, ELISA

In Publikationen genannte Anwendungen:

IF, IHC, IP, WB

Getestete Reaktivität:

Human, Maus, Ratte

Zitierte Arten:

Human

Hinweis-IHC: Antigendemaskierung mit TE-Puffer pH 9,0 empfohlen. (*) Wahlweise kann die Antigendemaskierung auch mit Citratpuffer pH 6,0 erfolgen.

Positivkontrollen:

WB: HeLa-Zellen, HEK-293-Zellen, Maushirngewebe, Rattenhirngewebe

IP: HeLa-Zellen,

IHC: humanes Ovarialkarzinomgewebe, Maushodengewebe

IF: HeLa-Zellen,

Hintergrundinformationen

STRAP (Serine-threonine kinase receptor-associated protein), also known as MAWD, is a ubiquitous WD40 domain protein, common function of which is to provide a suitable scaffold for coordinating multiprotein complex assemblies and thus, regulate a variety of cellular processes like signal transduction, transcriptional regulation, programmed cell death and so on. STRAP plays a role in the cellular distribution of the SMN complex, which is essential for spliceosomal snRNP assembly in the cytoplasm. STRAP inhibits transforming growth factor-beta (TGF-beta) signaling and enhances tumorigenicity via TGF-beta-dependent and -independent mechanisms. STRAP is up-regulated in several cancers and functions as an oncogene. STRAP imparts oncogenic characteristics to cells by promoting ERK and pRb phosphorylation. Moreover, STRAP regulates c-Jun stability by decreasing the ubiquitylation and proteosomal degradation of c-Jun.

Bemerkenswerte Veröffentlichungen

Verfasser	Pubmed ID	Journal	Anwendung
Shanshan Hu	33134183	Front Oncol	WB
Evan P Booy	30247708	Nucleic Acids Res	WB, IP
Muhammad Riaz Khan	29046333	EMBO J	WB, IP

Lagerung

Lagerungsbedingungen:

Bei -20°C lagern. Nach dem Versand ein Jahr lang stabil

Lagerungspuffer:

PBS mit 0.02% Natriumazid und 50% Glycerin pH 7.3.

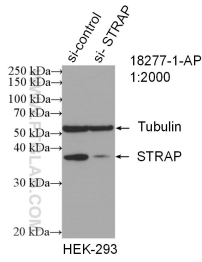
Aliquotieren ist nicht notwendig bei -20°C Lagerung

*** 20ul-Größen enthalten 0.1% BSA

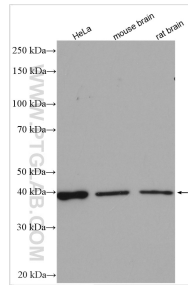
For technical support and original validation data for this product please contact:
T: 1 (888) 4PTGLAB (1-888-478-4522) (toll free in USA), or 1(312) 455-8498 (outside USA)
E: proteintech@ptglab.com
W: ptglab.com

This product is exclusively available under Proteintech Group brand and is not available to purchase from any other manufacturer.

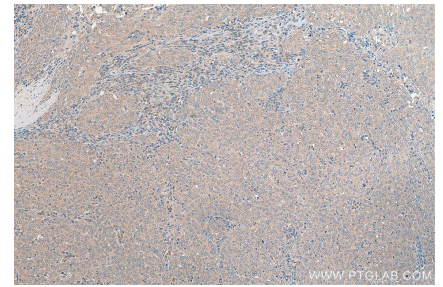
Ausgewählte Validierungsdaten



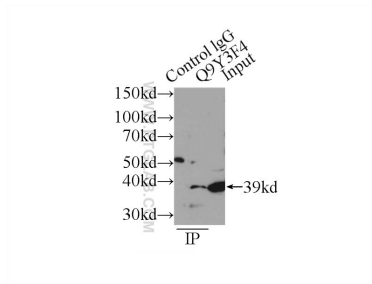
WB result of STRAP antibody (18277-1-AP; 1:2000; incubated at room temperature for 1.5 hours) with sh-Control and sh-STRAP transfected HEK-293 cells.



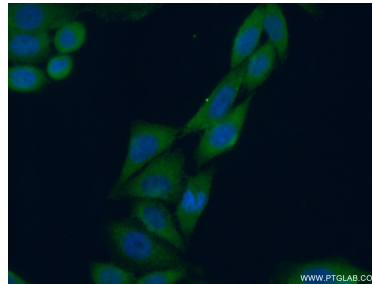
Various lysates were subjected to SDS PAGE followed by western blot with 18277-1-AP (STRAP antibody) at dilution of 1:3000 incubated at room temperature for 1.5 hours.



Immunohistochemical analysis of paraffin-embedded human ovary tumor tissue slide using 18277-1-AP (STRAP antibody) at dilution of 1:200 (under 10x lens). Heat mediated antigen retrieval with Tris-EDTA buffer (pH 9.0).



IP Result of anti-STRAP (IP:18277-1-AP, 4ug; Detection:18277-1-AP 1:2000) with HeLa cells lysate 2000ug.



Immunofluorescent analysis of (4% PFA) fixed HeLa cells using 18277-1-AP (STRAP antibody) at dilution of 1:50 and Alexa Fluor 488-conjugated AffiniPure Goat Anti-Rabbit IgG(H+L).