

Nur für Forschungszwecke

# DDX17 Polyklonaler Antikörper

Katalog-Nr.:19910-1-AP

Vorgestelltes Produkt

11 Publikationen



## Allgemeine Informationen

<b>Katalog-Nr.:</b> 19910-1-AP	<b>GenBank-Zugangsnummer:</b> BC000595	<b>Reinigungsmethode:</b> Antigen-Affinitätsreinigung
<b>Größe:</b> 150ul , Konzentration: 800 µg/ml von Nanodrop;	<b>GeneID (NCBI):</b> 10521	<b>Empfohlene Verdünnungen:</b> WB 1:2000-1:10000
<b>Wirt:</b> Kaninchen	<b>Vollständiger Name:</b> DEAD (Asp-Glu-Ala-Asp) box polypeptide 17	IP 0.5-4.0 ug für IP und 1:500-1:2000 für WB
<b>Isotyp:</b> IgG	<b>Berechnete Masse:</b> 729 aa, 80 kDa	IHC 1:500-1:2000 IF 1:10-1:100
<b>Immunogen Katalognummer:</b> AG13723	<b>Beobachtete Masse:</b> 72-80 kDa	

## Anwendungen

### Geprüfte Anwendungen:

IF, IHC, IP, WB, ELISA

### In Publikationen genannte Anwendungen:

ChIP, CoIP, IF, IHC, IP, PLA, WB

### Getestete Reaktivität:

Human, Maus, Ratte

### Zitierte Arten:

Human, Maus

### Positivkontrollen:

WB : Maushirngewebe, HEK-293-Zellen, Rattenhirngewebe

IP : Maushirngewebe,

IHC : humanes Nierengewebe,

IF : HeLa-Zellen,

**Hinweis-IHC: Antigenmaskierung mit TE-Puffer pH 9,0 empfohlen. (\*) Wahlweise kann die Antigenmaskierung auch mit Citratpuffer pH 6,0 erfolgen.**

## Hintergrundinformationen

DDX17, also named as DEAD box protein p72 and DEAD box protein p82, is a 729 amino acid protein, which belongs to the DEAD box helicase family. DDX5/DBP2 subfamily. DDX17 is widely expressed. Levels tend to increase during colon cancer progression, from very low in benign hyperplastic polyps to very high in tubular and villous adenomas. DDX17 as an RNA helicase unwinds RNA and alters RNA structures through ATP binding and hydrolysis. DDX17 is involved in multiple cellular processes, including pre-mRNA splicing, alternative splicing, ribosomal RNA processing and miRNA processing, as well as transcription regulation. It Regulates the alternative splicing of exons exhibiting specific features. identification and characterisation of p72, a novel human nuclear DEAD box protein, which shows a striking homology to p68. a predicted molecular mass of DDX17 is 72 kDa, but endogenous DDX17 migrates aberrantly at 79 kDa on SDS-PAGE (PMID: 8871553).

## Bemerkenswerte Veröffentlichungen

Verfasser	Pubmed ID	Journal	Anwendung
Ying Xue	31653828	Cell Death Dis	WB,IHC,IP,CoIP
Xiaohui Liu	36273228	Cell Death Discov	WB,IF,IP
J J David Ho	34644561	Cell Rep	WB

## Lagerung

### Lagerungsbedingungen:

Bei -20°C lagern. Nach dem Versand ein Jahr lang stabil

### Lagerungspuffer:

PBS mit 0.02% Natriumazid und 50% Glycerin pH 7.3.

Aliquotieren ist nicht notwendig bei -20°C Lagerung

\*\*\* 20ul-Größen enthalten 0.1% BSA

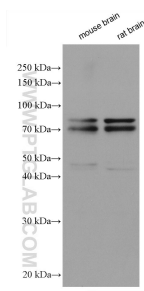
For technical support and original validation data for this product please contact:

T: 1 (888) 4PTGLAB (1-888-478-4522) (toll free in USA), or 1(312) 455-8498 (outside USA)

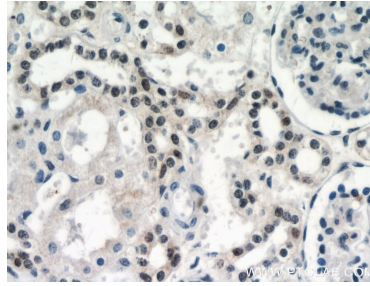
E: proteintech@ptglab.com  
W: ptglab.com

This product is exclusively available under Proteintech Group brand and is not available to purchase from any other manufacturer.

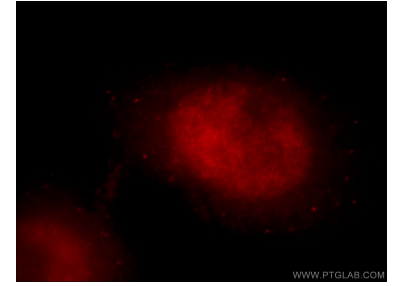
## Ausgewählte Validierungsdaten



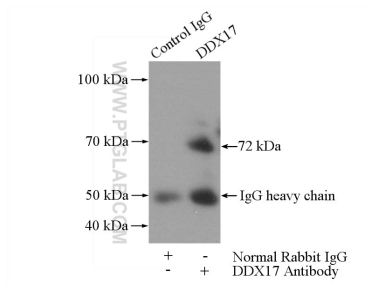
Various lysates were subjected to SDS PAGE followed by western blot with 19910-1-AP (DDX17 antibody) at dilution of 1:5000 incubated at room temperature for 1.5 hours.



Immunohistochemical analysis of paraffin-embedded human kidney using 19910-1-AP (DDX17 antibody) at dilution of 1:1000 (under 40x lens).



Immunofluorescent analysis of HeLa cells, using DDX17 antibody 19910-1-AP at 1:25 dilution and Rhodamine-labeled goat anti-rabbit IgG (red).



IP Result of anti-DDX17,P72 (IP:19910-1-AP, 4ug; Detection:19910-1-AP 1:1000) with mouse brain tissue lysate 4000ug.