

Allgemeine Informationen

Katalog-Nr.:

26106-1-AP

Größe:

150ul , Konzentration: 400 µg/ml von Nanodrop;

Wirt:

Kaninchen

Isotyp:

IgG

Immunogen Katalognummer:

AG23098

GenBank-Zugangsnummer:

BC045107

GeneID (NCBI):

4035

Vollständiger Name:

low density lipoprotein-related protein 1 (alpha-2-macroglobulin receptor)

Berechnete Masse:

505 kDa

Beobachtete Masse:

85 kDa

Reinigungsmethode:

Antigen-Affinitätsreinigung

Empfohlene Verdünnungen:

WB 1:500-1:2000

IP 0.5-4.0 µg für IP und 1:200-1:1000 für WB

IHC 1:50-1:500

Anwendungen

Geprüfte Anwendungen:

IHC, IP, WB, ELISA

Getestete Reaktivität:

Human, Maus

Hinweis-IHC: Antigendemaskierung mit TE-Puffer pH 9,0 empfohlen. (*) Wahlweise kann die Antigendemaskierung auch mit Citratpuffer pH 6,0 erfolgen.

Positivkontrollen:

WB : HEK-293-Zellen, HeLa-Zellen

IP : Mauslebergewebe,

IHC : Maushirngewebe,

Hintergrundinformationen

LRP1 (Prolow-density lipoprotein receptor-related protein 1), also known as A2MR, is a multifunctional cell surface receptor that interacts through its cytoplasmic tail with adaptor and scaffold proteins that participate in cellular signaling. It involved in cellular lipid homeostasis. Involved in the plasma clearance of chylomicron remnants and activated LRPAP1 (alpha 2-macroglobulin), as well as the local metabolism of complexes between plasminogen activators and their endogenous inhibitors. Acts as an LRPAP1 alpha-2-macroglobulin receptor. May modulate cellular events, such as APP metabolism, kinase-dependent intracellular signaling, neuronal calcium signaling as well as neurotransmission (PMID:12888553).

Lagerung

Lagerungsbedingungen:

Bei -20°C lagern. Nach dem Versand ein Jahr lang stabil

Lagerungspuffer:

PBS mit 0.02% Natriumazid und 50% Glycerin pH 7.3.

Aliquotieren ist nicht notwendig bei -20°C Lagerung

***** 20ul-Größen enthalten 0.1% BSA**

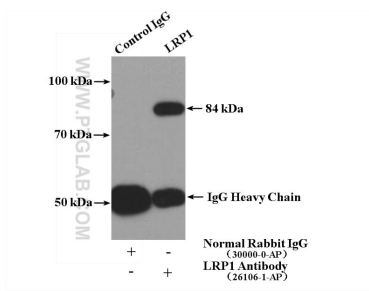
For technical support and original validation data for this product please contact:

T: 1 (888) 4PTGLAB (1-888-478-4522) (toll free in USA), or 1(312) 455-8498 (outside USA)


E: proteintech@ptglab.com
W: ptglab.com

This product is exclusively available under Proteintech Group brand and is not available to purchase from any other manufacturer.

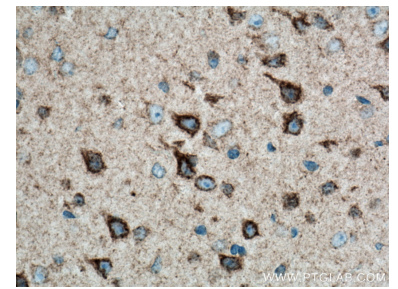
Ausgewählte Validierungsdaten



IP Result of anti-LRP1 (IP:26106-1-AP, 4 μ g; Detection:26106-1-AP 1:300) with mouse liver tissue lysate 4000 μ g.



Various lysates were subjected to SDS PAGE followed by western blot with 26106-1-AP (LRP1 antibody) at dilution of 1:1000 incubated at room temperature for 1.5 hours.



Immunohistochemical analysis of paraffin-embedded mouse brain tissue slide using 26106-1-AP (LRP1 antibody) at dilution of 1:200 (under 0x lens). Heat mediated antigen retrieval with Tris-EDTA buffer (pH 9.0).