

Nur für Forschungszwecke

# MMP14 / MT1-MMP Polyklonaler Antikörper



Katalog-Nr.: 29111-1-AP

1 Publikationen

## Allgemeine Informationen

<b>Katalog-Nr.:</b> 29111-1-AP	<b>GenBank-Zugangsnummer:</b> BC064803	<b>Reinigungsmethode:</b> Antigen-Affinitätsreinigung
<b>Größe:</b> 150ul , Konzentration: 400 µg/ml von Nanodrop;	<b>GeneID (NCBI):</b> 4323	<b>Empfohlene Verdünnungen:</b> WB 1:500-1:1000 IHC 1:50-1:500 IF 1:50-1:500
<b>Wirt:</b> Kaninchen	<b>Vollständiger Name:</b> matrix metalloproteinase 14 (membrane-inserted)	
<b>Isotyp:</b> IgG	<b>Berechnete Masse:</b> 66 kDa	
<b>Immunogen Katalognummer:</b> AG30755	<b>Beobachtete Masse:</b> 66-70 kDa	

## Anwendungen

<b>Geprüfte Anwendungen:</b> IF, IHC, WB, ELISA	<b>Positivkontrollen:</b> WB : A549-Zellen, IHC : humanes Kolonkarzinomgewebe, IF : A549-Zellen,
<b>In Publikationen genannte Anwendungen:</b> WB	
<b>Getestete Reaktivität:</b> Human, Maus	
<b>Zitierte Arten:</b> Human, Maus	
<b>Hinweis-IHC: Antigenmaskierung mit TE-Puffer pH 9,0 empfohlen. (*) Wahlweise kann die Antigenmaskierung auch mit Citratpuffer pH 6,0 erfolgen.</b>	

## Hintergrundinformationen

MMP14, also named as MT1-MMP, is a key matrix metalloproteinase (MMP) family member which plays a crucial role in tumor growth, invasion and metastasis. MT1-MMP is a cell membrane-bound proteinase, and it enhances degradation of collagen IV, a major component of the basement membrane, by forming a complex with tissue inhibitor of metalloproteinase-2 (TIMP-2) to activate pro-MMP-2. MT1-MMP can influence venous invasion, intrahepatic metastasis, and patient outcome in hepatocellular carcinoma (HCC). MT1-MMP was reported to be present in centromere and could lead to chromosome instability in MDCK cells, indicating that MT1-MMP may have more novel functions in the intracellular compartments. In western blotting, pro-MMP14 (65 kDa) and MMP14 (51 kDa) bands showed with the truncated MMP14 (45, 42, 35, 20 kDa) forms (PMID:12097451).

## Bemerkenswerte Veröffentlichungen

Verfasser	Pubmed ID	Journal	Anwendung
Dongdong Zheng	36382024	Bioact Mater	WB

## Lagerung

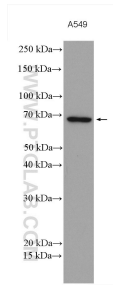
**Lagerungsbedingungen:**  
Bei -20°C lagern. Nach dem Versand ein Jahr lang stabil  
**Lagerungspuffer:**  
PBS mit 0.02% Natriumazid und 50% Glycerin pH 7.3.  
Aliquotieren ist nicht notwendig bei -20°C Lagerung

\*\*\* 20ul-Größen enthalten 0.1% BSA

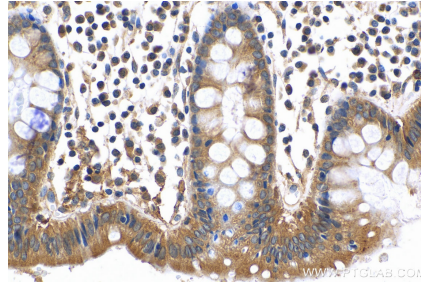
For technical support and original validation data for this product please contact:  
T: 1 (888) 4PTGLAB (1-888-478-4522) (toll free in USA), or 1(312) 455-8498 (outside USA)  
E: proteintech@ptglab.com  
W: ptglab.com

This product is exclusively available under Proteintech Group brand and is not available to purchase from any other manufacturer.

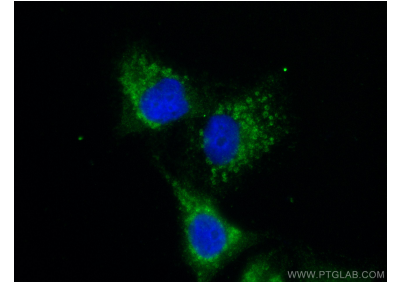
## Ausgewählte Validierungsdaten



A549 cells were subjected to SDS PAGE followed by western blot with 29111-1-AP (MMP14 antibody) at dilution of 1:600 incubated at room temperature for 1.5 hours.



Immunohistochemical analysis of paraffin-embedded human colon cancer tissue slide using 29111-1-AP (MMP14 antibody) at dilution of 1:200 (under 10x lens). Heat mediated antigen retrieval with Tris-EDTA buffer (pH 9.0).



Immunofluorescent analysis of (-20°C Ethanol) fixed A549 cells using MMP14 antibody (29111-1-AP) at dilution of 1:200 and CoraLite®488-Conjugated AffiniPure Goat Anti-Rabbit IgG(H+L).