

Nur für Forschungszwecke

# MARS Monoklonaler Antikörper

Katalog-Nr.:67739-1-Ig



## Allgemeine Informationen

<b>Katalog-Nr.:</b> 67739-1-Ig	<b>GenBank-Zugangsnummer:</b> BC002384	<b>Reinigungsmethode:</b> Protein-A-Reinigung
<b>Größe:</b> 150ul , Konzentration: 1000 µg/ml von4141 Nanodrop;	<b>GeneID (NCBI):</b> 4141	<b>CloneNo.:</b> 3E3B4
<b>Wirt:</b> Maus	<b>Vollständiger Name:</b> methionyl-tRNA synthetase	<b>Empfohlene Verdünnungen:</b> WB 1:5000-1:50000 IF 1:200-1:800
<b>Isotyp:</b> IgG2a	<b>Berechnete Masse:</b> 101 kDa	
<b>Immunogen Katalognummer:</b> AG6961	<b>Beobachtete Masse:</b> 97-101 kDa	

## Anwendungen

<b>Geprüfte Anwendungen:</b> IF, WB, ELISA	<b>Positivkontrollen:</b>
<b>Getestete Reaktivität:</b> Human	<b>WB :</b> HeLa-Zellen, A431-Zellen, HepG2-Zellen, Jurkat-Zellen, K-562-Zellen
	<b>IF :</b> HepG2-Zellen,

## Hintergrundinformationen

### Lagerung

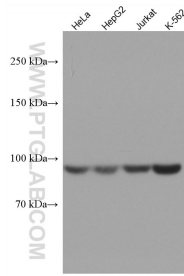
**Lagerungsbedingungen:**  
Bei -20°C lagern.  
**Lagerungspuffer:**  
PBS mit 0.02% Natriumazid und 50% Glycerin pH 7.3.  
Aliquotieren ist nicht notwendig bei -20°C Lagerung

**\*\*\* 20ul-Größen enthalten 0.1% BSA**

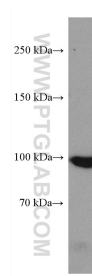
For technical support and original validation data for this product please contact:  
T: 1 (888) 4PTGLAB (1-888-478-4522) (toll free in USA), or 1(312) 455-8498 (outside USA)  
E: proteintech@ptglab.com  
W: ptglab.com

This product is exclusively available under Proteintech Group brand and is not available to purchase from any other manufacturer.

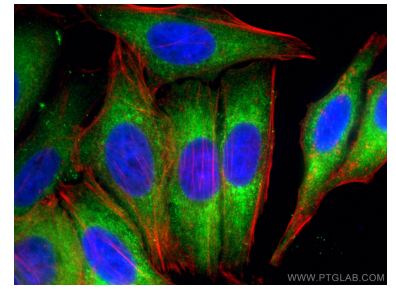
## Ausgewählte Validierungsdaten



Various lysates were subjected to SDS PAGE followed by western blot with 67739-1-Ig (MARS antibody) at dilution of 1:20000 incubated at room temperature for 1.5 hours.



A431 cells were subjected to SDS PAGE followed by western blot with 67739-1-Ig (MARS antibody) at dilution of 1:20000 incubated at room temperature for 1.5 hours.



Immunofluorescent analysis of (4% PFA) fixed HepG2 cells using MARS antibody (67739-1-Ig, Clone: 3E3B4) at dilution of 1:400 and CoraLite®488-Conjugated AffiniPure Goat Anti-Mouse IgG(H+L), CL594-Phalloidin (red).