

Nur für Forschungszwecke

# HSP90AB1 Rekombinanter Antikörper

Katalog-Nr.:80301-1-RR



## Allgemeine Informationen

<b>Katalog-Nr.:</b> 80301-1-RR	<b>GenBank-Zugangsnummer:</b> BC014485	<b>Reinigungsmethode:</b> Protein-A-Reinigung
<b>Größe:</b> 100ul , Konzentration: 500 µg/ml von Nanodrop;	<b>GeneID (NCBI):</b> 3326	<b>CloneNo.:</b> 5P14
<b>Wirt:</b> Kaninchen	<b>Vollständiger Name:</b> heat shock protein 90kDa alpha (cytosolic), class B member 1	<b>Empfohlene Verdünnungen:</b> WB 1:5000-1:50000 IHC 1:250-1:1000 IF 1:200-1:800
<b>Isotyp:</b> IgG	<b>Berechnete Masse:</b> 723 aa, 83 kDa	
<b>Immunogen Katalognummer:</b> AG1947		

## Anwendungen

### Geprüfte Anwendungen:

IF, IHC, WB, ELISA

### Getestete Reaktivität:

Human, Maus, Ratte, Zebrafisch

**Hinweis-IHC: Antigendemaskierung mit TE-Puffer pH 9,0 empfohlen. (\*) Wahlweise kann die Antigendemaskierung auch mit Citratpuffer pH 6,0 erfolgen.**

### Positivkontrollen:

WB : LNCaP-Zellen, HEK-293-Zellen, HeLa-Zellen, HepG2-Zellen, Jurkat-Zellen, Neuro-2a-Zellen, NIH/3T3-Zellen, PC-12-Zellen, Zebrafischgewebe

IHC : humanes Mammakarzinomgewebe,

IF : HeLa-Zellen,

## Hintergrundinformationen

HSP90AB1, also known as HSP90 beta, is a member of HSP90 family which includes cytosolic HSP90 alpha (HSP90AA1) and HSP90 beta, endoplasmic reticulum related GRP74, mitochondrial TRAP1. HSP90 proteins play a versatile role in cell regulation, forming complexes with a large number of cellular kinases, transcription factors, and other molecules. Upregulation of HSP90AB1 has been found in various cancers.

## Lagerung

### Lagerungsbedingungen:

Bei -20°C lagern. Nach dem Versand ein Jahr lang stabil

### Lagerungspuffer:

PBS mit 0.02% Natriumazid und 50% Glycerin pH 7.3.

Aliquotieren ist nicht notwendig bei -20°C Lagerung

**\*\*\* 20ul-Größen enthalten 0.1% BSA**

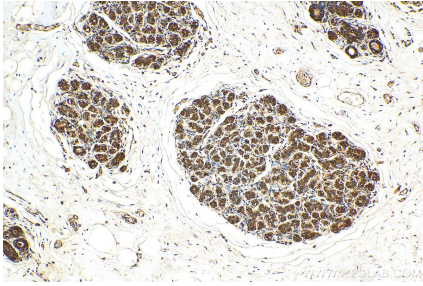
For technical support and original validation data for this product please contact:

T: 1 (888) 4PTGLAB (1-888-478-4522) (toll free in USA), or 1(312) 455-8498 (outside USA)

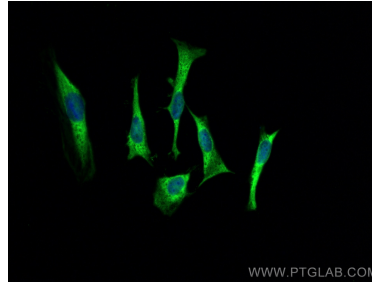
E: proteintech@ptglab.com  
W: ptglab.com

**This product is exclusively available under Proteintech Group brand and is not available to purchase from any other manufacturer.**

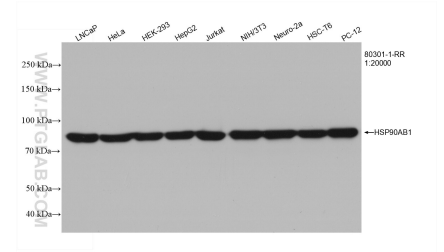
## Ausgewählte Validierungsdaten



Immunohistochemical analysis of paraffin-embedded human breast cancer tissue slide using 80301-1-RR (HSP90AB1 antibody) at dilution of 1:500 (under 10x lens). Heat mediated antigen retrieval with Tris-EDTA buffer (pH 9.0).



Immunofluorescent analysis of (-20°C Methanol) fixed HeLa cells using HSP90AB1 antibody (80301-1-RR, Clone: 5P14 ) at dilution of 1:400 and CoraLite®488-Conjugated AffiniPure Goat Anti-Rabbit IgG(H+L).



Various lysates were subjected to SDS PAGE followed by western blot with 80301-1-RR (HSP90AB1 antibody) at dilution of 1:20000 incubated at room temperature for 1.5 hours.